



Christina DelGreco
Broker

M: 773-230-0002
Lic#: 475.145724

christina.delgreco@cbexchange.com
<https://thedelgreco.com>

Subdivision: Bucktown
Price Range: \$0 - \$999,999,999
Properties: Single Family, Townhome, Condominium

Overview

The overview below shows real estate activity from January 2024 to February 2024. You will see data comparisons between February and the previous month, the last three months and February 2023.

Overview	YTD Avg.	Monthly Trends			
		February	January	Nov. - Jan.	Feb. 2023
New Listings	8	2	↓	↓	↓
Average Sales Price per Square Foot	313	291	↓	↓	—
Average Days on Market	14	1	↓	↓	↓
Number of Properties for Sale	2	0	↓	↓	↓
Average List Price	\$380,000	\$0	↓	↓	↓
Median List Price	\$380,000	\$0	↓	↓	↓
Average Sales Price	\$835,625	\$990,000	↑	↑	↑
Median Sales Price	\$835,625	\$990,000	↑	↑	↑
Sales Price / List Price Ratio	99.24%	99.5%	—	—	↑
Number of Properties Sold	3	1	↓	↓	↓
Month's Supply of Inventory	0.5	0	↓	↓	↓
Absorption Rate	0.5	0	↓	↓	↓



Christina DelGreco
Broker

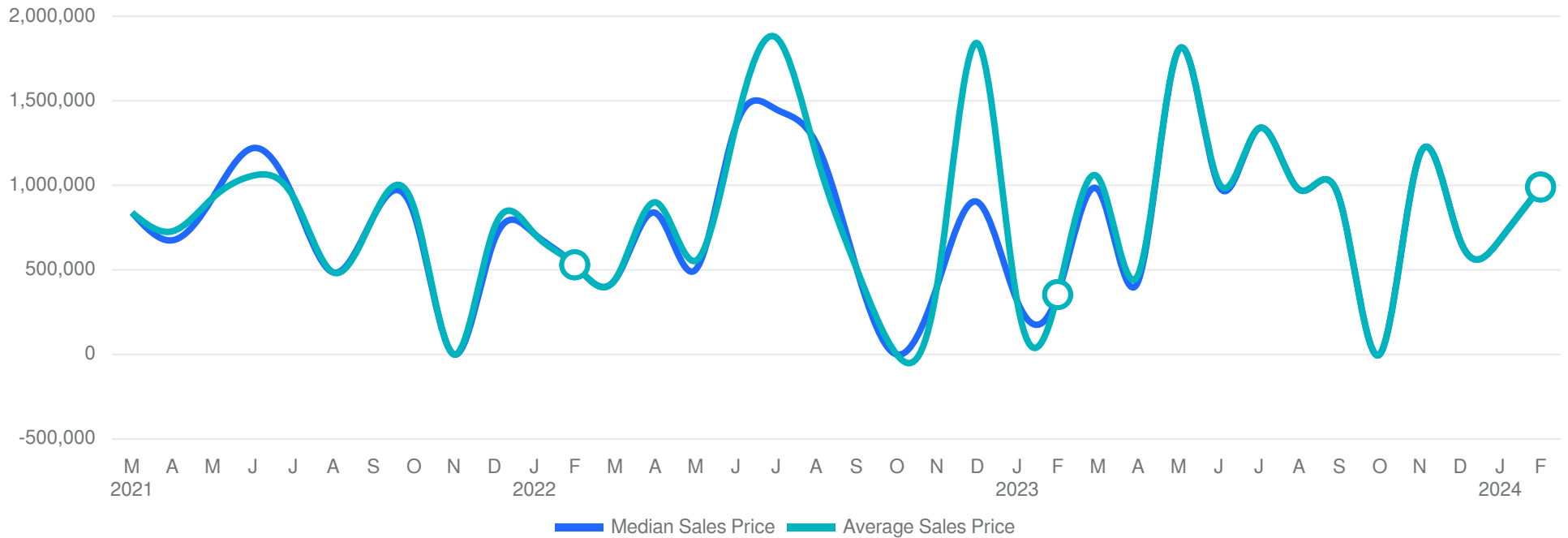
M: 773-230-0002
Lic#: 475.145724

christina.delgreco@cbexchange.com
<https://thedelgreco.com>

Subdivision: Bucktown
Price Range: \$0 - \$999,999,999
Properties: Single Family, Townhome, Condominium

Average & Median Sales Price

The median sales price in February 2024 was \$990,000, up 45.32% from \$681,250 from the previous month and 179.66% higher than \$354,000 from February 2023. The February 2024 median sales price was at its highest level compared to February 2023 and 2022. The average sales price in February 2024 was \$990,000, up 45.32% from \$681,250 from the previous month and 179.66% higher than \$354,000 from February 2023. The February 2024 average sale price was at its highest level compared to February 2023 and 2022.



Based on information from Midwest Real Estate Data LLC for the period 03/01/2021 through 2/29/2024. Source data is deemed reliable but not guaranteed. Real estate agents affiliated with Coldwell Banker Realty are independent contractor sales associates, not employees. ©2024 Coldwell Banker. All Rights Reserved. Coldwell Banker and the Coldwell Banker logos are trademarks of Coldwell Banker Real Estate LLC. The Coldwell Banker® System is comprised of company owned offices which are owned by a subsidiary of Realogy Brokerage Group LLC and franchised offices which are independently owned and operated. The Coldwell Banker System fully supports the principles of the Fair Housing Act and the Equal Opportunity Act.



Christina DelGreco
Broker

M: 773-230-0002
Lic#: 475.145724

christina.delgreco@cbexchange.com
<https://thedelgreco.com>

Subdivision: Bucktown
Price Range: \$0 - \$999,999,999
Properties: Single Family, Townhome, Condominium

Sales Price / List Price Ratio

The sales price/list price ratio is the average sale price divided by the average list price for sold properties expressed as a percentage. If it is above 100%, homes are selling for more than the list price. If it is less than 100%, homes are selling for less than the list price. The February 2024 sales price/list price ratio was 99.5%, equal to the previous month and up from 97.72% from February 2023.



Based on information from Midwest Real Estate Data LLC for the period 03/01/2021 through 2/29/2024. Source data is deemed reliable but not guaranteed. Real estate agents affiliated with Coldwell Banker Realty are independent contractor sales associates, not employees. ©2024 Coldwell Banker. All Rights Reserved. Coldwell Banker and the Coldwell Banker logos are trademarks of Coldwell Banker Real Estate LLC. The Coldwell Banker® System is comprised of company owned offices which are owned by a subsidiary of Realogy Brokerage Group LLC and franchised offices which are independently owned and operated. The Coldwell Banker System fully supports the principles of the Fair Housing Act and the Equal Opportunity Act.



Christina DelGreco
Broker

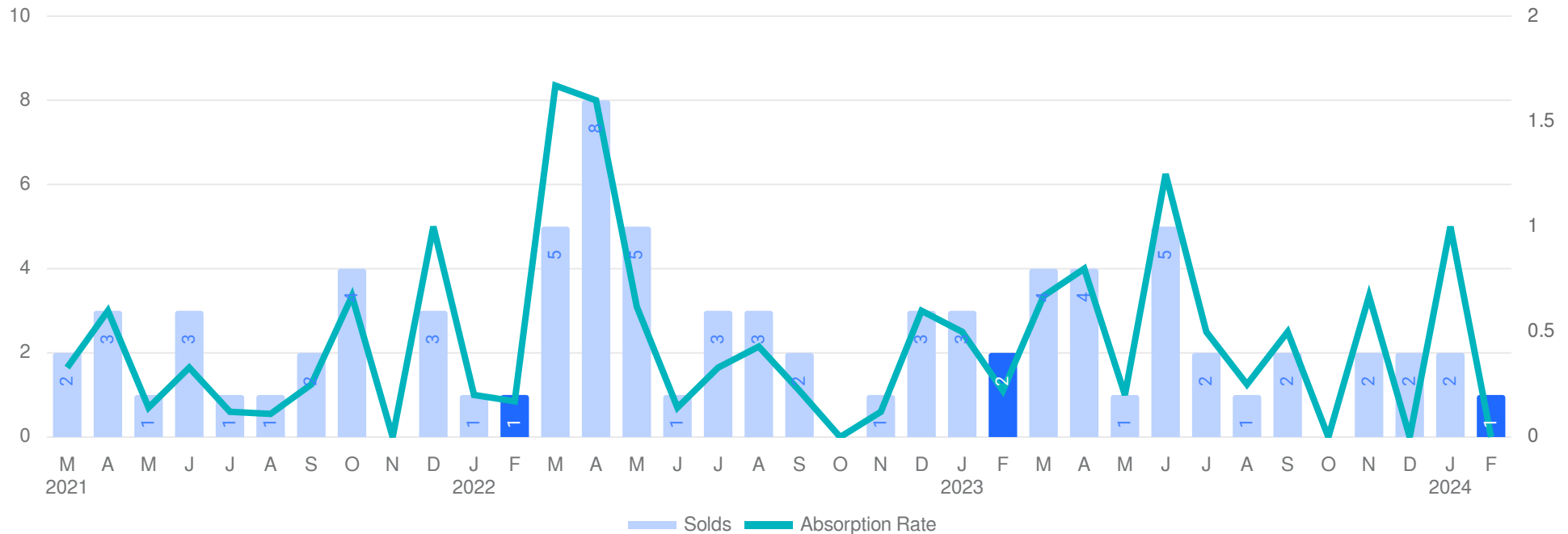
M: 773-230-0002
Lic#: 475.145724

christina.delgreco@cbexchange.com
<https://thedelgreco.com>

Subdivision: Bucktown
Price Range: \$0 - \$999,999,999
Properties: Single Family, Townhome, Condominium

Number of Properties Sold & Absorption Rate

The number of properties sold in February 2024 was 1, down -50.0% from 2 from the previous month and -50.0% lower than 2 from February 2023. The February 2024 sales were at its lowest level compared to February 2023 and 2022. Absorption rate is the avg number of sales per month divided by the total number of available properties.



Based on information from Midwest Real Estate Data LLC for the period 03/01/2021 through 2/29/2024. Source data is deemed reliable but not guaranteed. Real estate agents affiliated with Coldwell Banker Realty are independent contractor sales associates, not employees. ©2024 Coldwell Banker. All Rights Reserved. Coldwell Banker and the Coldwell Banker logos are trademarks of Coldwell Banker Real Estate LLC. The Coldwell Banker® System is comprised of company owned offices which are owned by a subsidiary of Realogy Brokerage Group LLC and franchised offices which are independently owned and operated. The Coldwell Banker System fully supports the principles of the Fair Housing Act and the Equal Opportunity Act.



Christina DelGreco
Broker

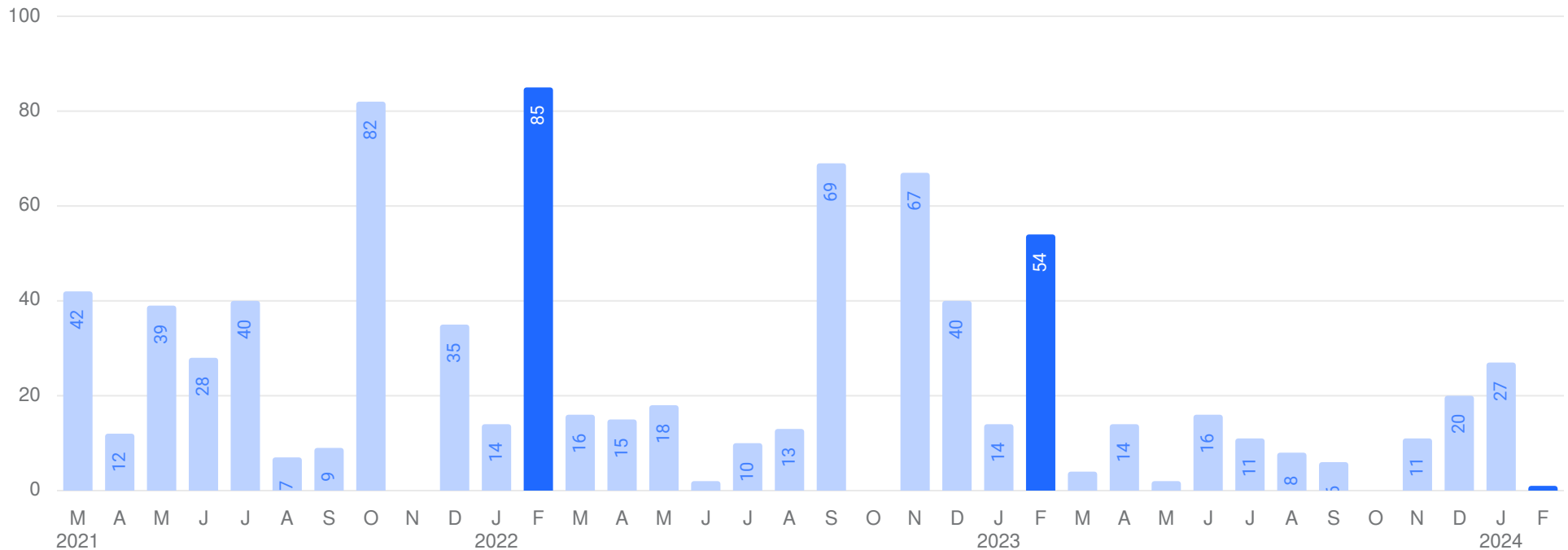
M: 773-230-0002
Lic#: 475.145724

christina.delgreco@cbexchange.com
<https://thedelgreco.com>

Subdivision: Bucktown
Price Range: \$0 - \$999,999,999
Properties: Single Family, Townhome, Condominium

Average Days on Market

The average days on market (DOM) is the number of days a property is on the market before it sells. An upward trend in DOM tends to indicate a move towards a buyer's market, a downward trend tends to indicate a move towards seller's market. The DOM for February 2024 was 1 days, down -96.30% from 27 days from the previous month and -98.15% lower than 54 days from February 2023. The February 2024 DOM was at its lowest level compared with February 2023 and 2022.



Based on information from Midwest Real Estate Data LLC for the period 03/01/2021 through 2/29/2024. Source data is deemed reliable but not guaranteed. Real estate agents affiliated with Coldwell Banker Realty are independent contractor sales associates, not employees. ©2024 Coldwell Banker. All Rights Reserved. Coldwell Banker and the Coldwell Banker logos are trademarks of Coldwell Banker Real Estate LLC. The Coldwell Banker® System is comprised of company owned offices which are owned by a subsidiary of Realogy Brokerage Group LLC and franchised offices which are independently owned and operated. The Coldwell Banker System fully supports the principles of the Fair Housing Act and the Equal Opportunity Act.



Christina DelGreco
Broker

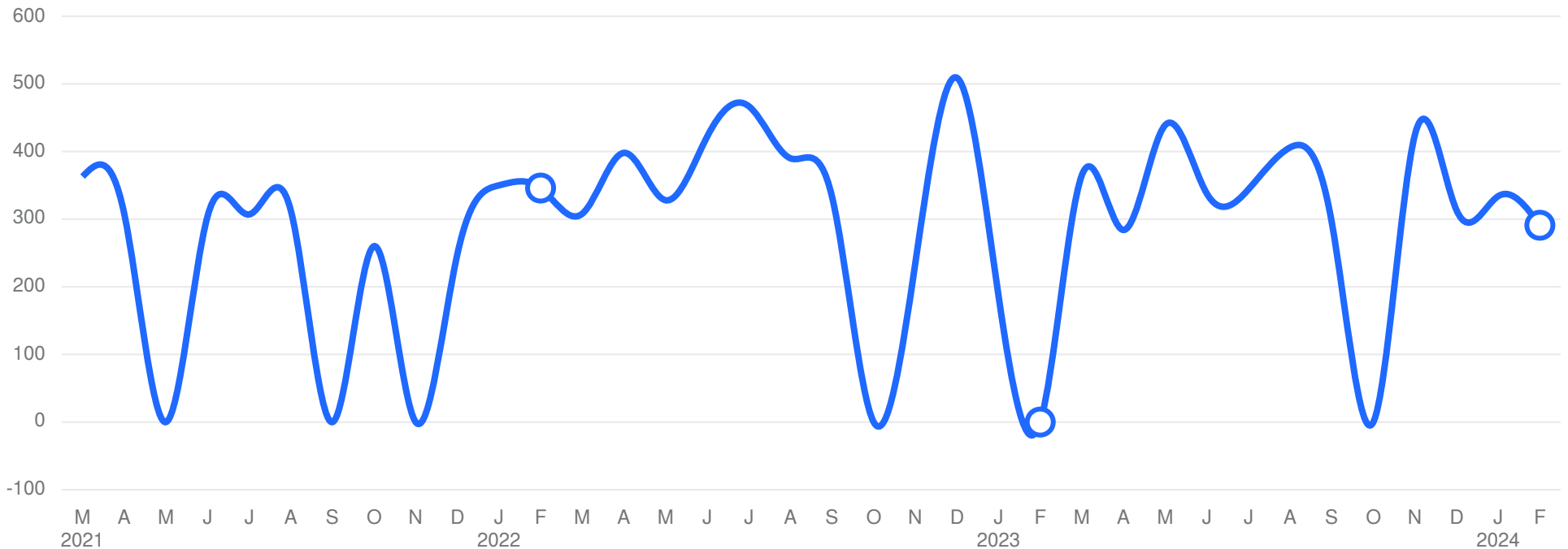
M: 773-230-0002
Lic#: 475.145724

christina.delgreco@cbexchange.com
<https://thedelgreco.com>

Subdivision: Bucktown
Price Range: \$0 - \$999,999,999
Properties: Single Family, Townhome, Condominium

Average Sales Price per Square Foot

The average sales price per square foot is a more normalized indicator for the direction of property value. The sales price per square foot in February 2024 was \$291, down -12.87% from \$334 from the previous month and equal to February 2023.



Based on information from Midwest Real Estate Data LLC for the period 03/01/2021 through 2/29/2024. Source data is deemed reliable but not guaranteed. Real estate agents affiliated with Coldwell Banker Realty are independent contractor sales associates, not employees. ©2024 Coldwell Banker. All Rights Reserved. Coldwell Banker and the Coldwell Banker logos are trademarks of Coldwell Banker Real Estate LLC. The Coldwell Banker® System is comprised of company owned offices which are owned by a subsidiary of Realogy Brokerage Group LLC and franchised offices which are independently owned and operated. The Coldwell Banker System fully supports the principles of the Fair Housing Act and the Equal Opportunity Act.



Christina DelGreco
Broker

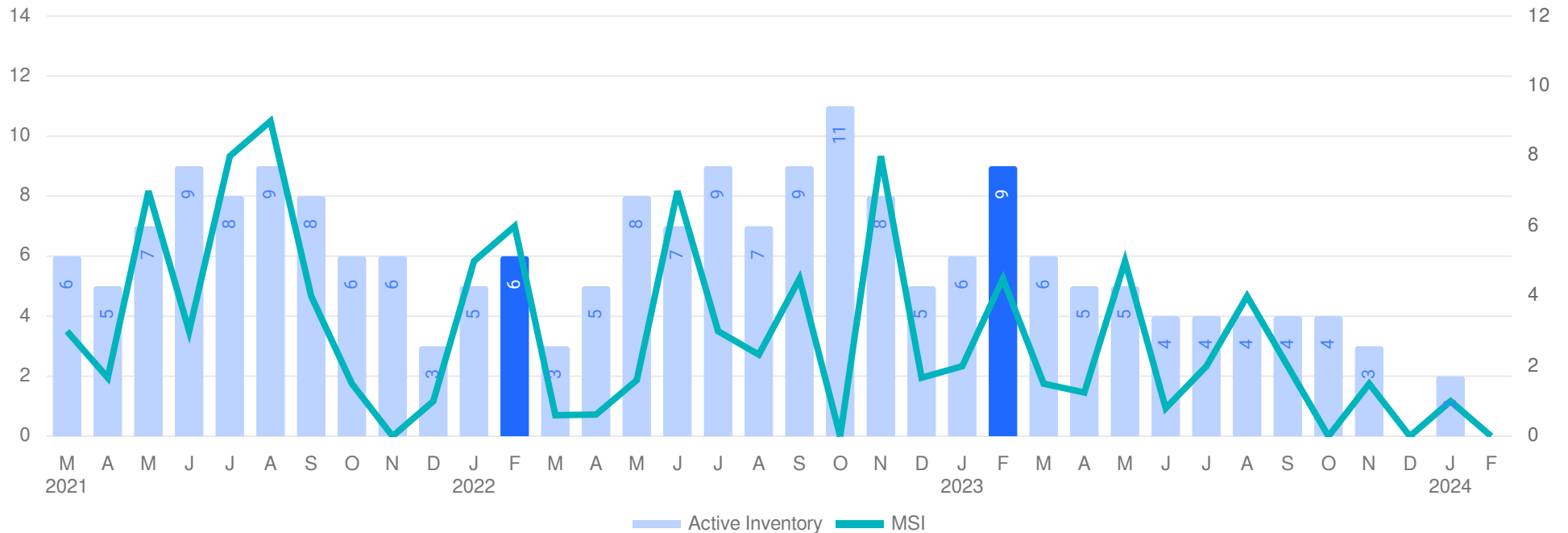
M: 773-230-0002
Lic#: 475.145724

christina.delgreco@cbexchange.com
<https://thedelgreco.com>

Subdivision: Bucktown
Price Range: \$0 - \$999,999,999
Properties: Single Family, Townhome, Condominium

Inventory & MSI

The number of properties for sale in February 2024 was 0, down 0% from 2 from the previous month and 0% lower than 9 from February 2023. The February 2024 inventory was at its lowest level compared with February 2023 and 2022. A comparatively lower MSI is more beneficial for sellers while a higher MSI is better for buyers. The February 2024 MSI of 0 months was at its lowest level compared with February 2023 and 2022.



Based on information from Midwest Real Estate Data LLC for the period 03/01/2021 through 2/29/2024. Source data is deemed reliable but not guaranteed. Real estate agents affiliated with Coldwell Banker Realty are independent contractor sales associates, not employees. ©2024 Coldwell Banker. All Rights Reserved. Coldwell Banker and the Coldwell Banker logos are trademarks of Coldwell Banker Real Estate LLC. The Coldwell Banker® System is comprised of company owned offices which are owned by a subsidiary of Realogy Brokerage Group LLC and franchised offices which are independently owned and operated. The Coldwell Banker System fully supports the principles of the Fair Housing Act and the Equal Opportunity Act.



Christina DelGreco
Broker

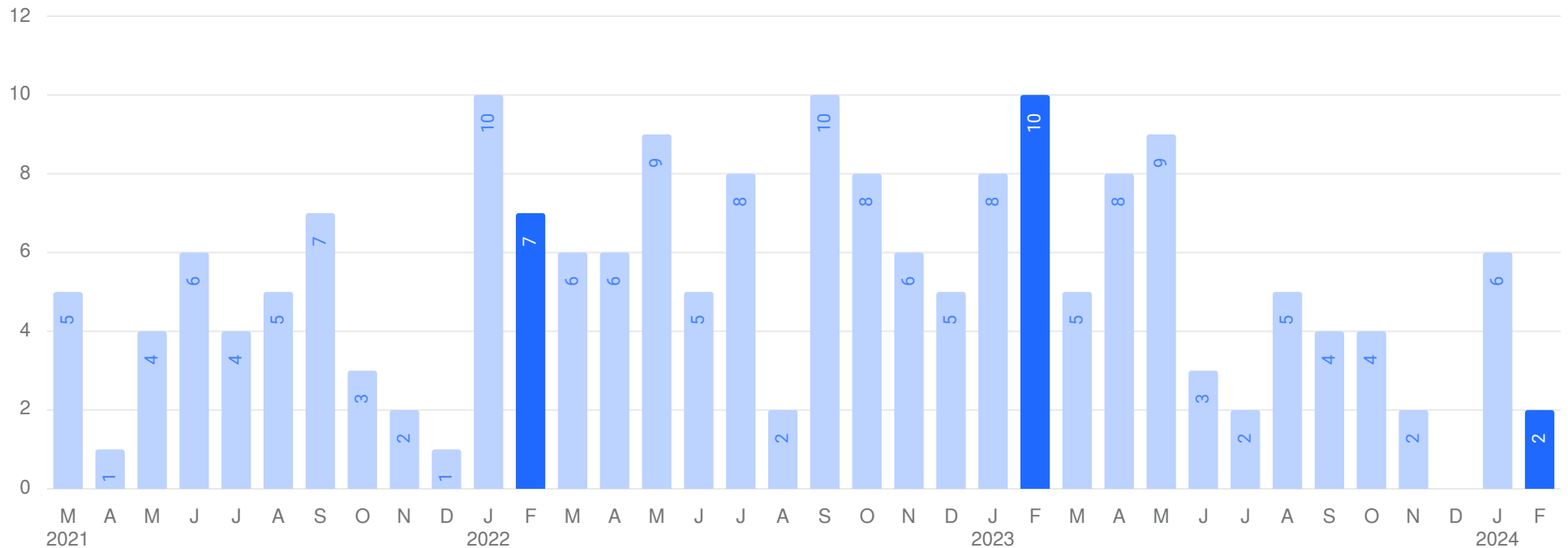
M: 773-230-0002
Lic#: 475.145724

christina.delgreco@cbexchange.com
<https://thedelgreco.com>

Subdivision: Bucktown
Price Range: \$0 - \$999,999,999
Properties: Single Family, Townhome, Condominium

New Listings

The number of new listings in February 2024 was 2, down -66.67% from 6 from the previous month and -80.0% lower than 10 from February 2023. The February 2024 listings were at its lowest level compared to February 2023 and 2022.



Based on information from Midwest Real Estate Data LLC for the period 03/01/2021 through 2/29/2024. Source data is deemed reliable but not guaranteed. Real estate agents affiliated with Coldwell Banker Realty are independent contractor sales associates, not employees. ©2024 Coldwell Banker. All Rights Reserved. Coldwell Banker and the Coldwell Banker logos are trademarks of Coldwell Banker Real Estate LLC. The Coldwell Banker® System is comprised of company owned offices which are owned by a subsidiary of Realogy Brokerage Group LLC and franchised offices which are independently owned and operated. The Coldwell Banker System fully supports the principles of the Fair Housing Act and the Equal Opportunity Act.