

# Market Trends Report

## December 2024

### Property Type

Single Family, Townhome, Condominium

### Date Range

January 2022 - December 2024

### Price Range

\$0 - \$999,999,999

### Location


SUBDIVISION  
River North




**Christina DelGreco**


Broker Lic#: 475.145724


#### CONTACT

 773-230-0002

 christina.delgreco@cbexchange.com

 thedelgreco.com

 Coldwell Banker Realty  
1910 N Clybourn Ave, Chicago, IL 60614

 312-266-7000

#### CONNECT WITH ME

 @christie-delgreco-10848026

 fb.com/TheDelGrecoTeam

 @thedelgreco.com



**Christina DelGreco**  
Broker

M: 773-230-0002  
Lic#: 475.145724

christina.delgreco@cbexchange.com  
<https://thedelgreco.com>

**Subdivision: River North**  
Price Range: \$0 - \$999,999,999  
Properties: Single Family, Townhome, Condominium

## Overview

The overview below shows real estate activity from January 2024 to December 2024. You will see data comparisons between December and the previous month, the last three months and December 2023.

Overview	YTD Avg.	Monthly Trends			
		December	November	Sep. - Nov.	Dec. 2023
New Listings	35	1	↓	↑	—
Average Sales Price per Square Foot	225	0	—	↓	—
Average Days on Market	31	0	—	↓	—
Number of Properties for Sale	53	2	↓	↓	↓
Average List Price	\$662,810	\$875,000	↑	↑	↓
Median List Price	\$530,800	\$875,000	↑	↑	↑
Average Sales Price	\$442,861	\$0	—	↓	—
Median Sales Price	\$381,000	\$0	—	↓	—
Sales Price / List Price Ratio	68.52%	0%	—	↓	—
Number of Properties Sold	12	0	—	↓	—
Month's Supply of Inventory	2.53	0	—	↓	—
Absorption Rate	0.22	0	—	↓	—



**Christina DelGreco**  
Broker

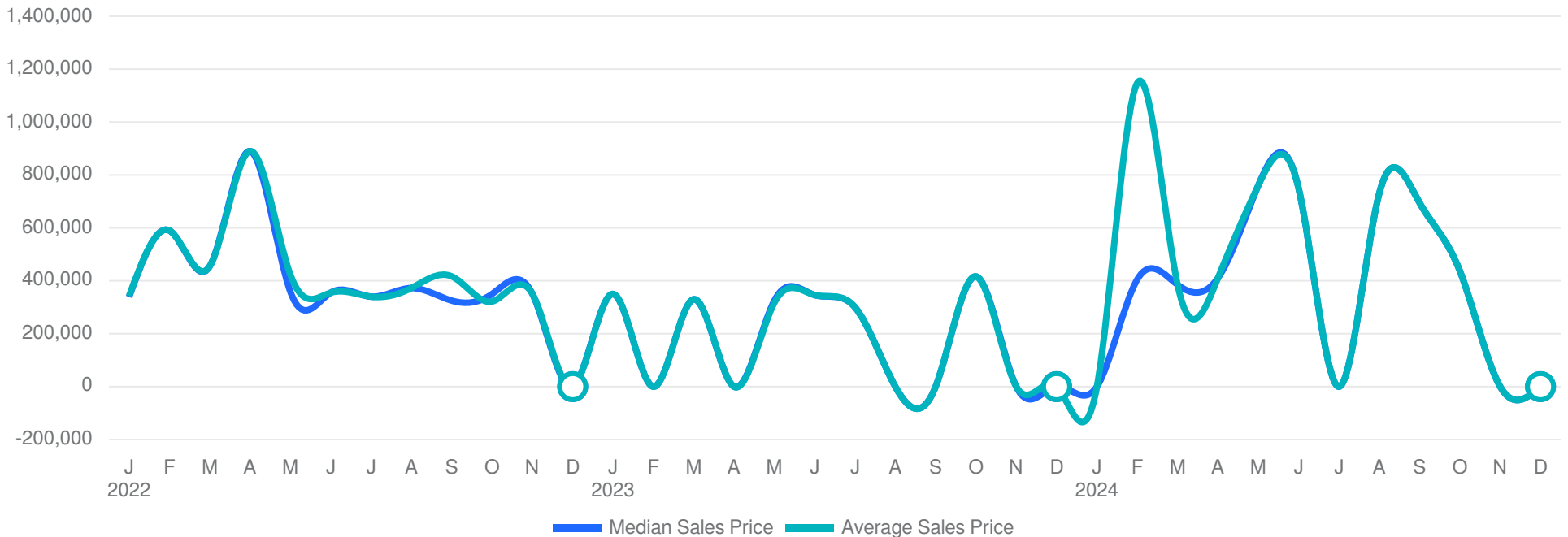
M: 773-230-0002  
Lic#: 475.145724

[christina.delgreco@cbexchange.com](mailto:christina.delgreco@cbexchange.com)  
<https://thedelgreco.com>

**Subdivision: River North**  
Price Range: \$0 - \$999,999,999  
Properties: Single Family, Townhome, Condominium

## Average & Median Sales Price

The median sales price in December 2024 was \$0, equal to the previous month and equal to December 2023. The December 2024 median sales price was at its lowest level compared to December 2023 and 2022. The average sales price in December 2024 was \$0, equal to the previous month and equal to December 2023. The December 2024 average sale price was at its lowest level compared to December 2023 and 2022.



Based on information from Midwest Real Estate Data LLC for the period 01/01/2022 through 12/31/2024. Source data is deemed reliable but not guaranteed. Real estate agents affiliated with Coldwell Banker Realty are independent contractor sales associates, not employees. ©2025 Coldwell Banker. All Rights Reserved. Coldwell Banker and the Coldwell Banker logos are trademarks of Coldwell Banker Real Estate LLC. The Coldwell Banker® System is comprised of company owned offices which are owned by a subsidiary of Realogy Brokerage Group LLC and franchised offices which are independently owned and operated. The Coldwell Banker System fully supports the principles of the Fair Housing Act and the Equal Opportunity Act.



**Christina DelGreco**  
Broker

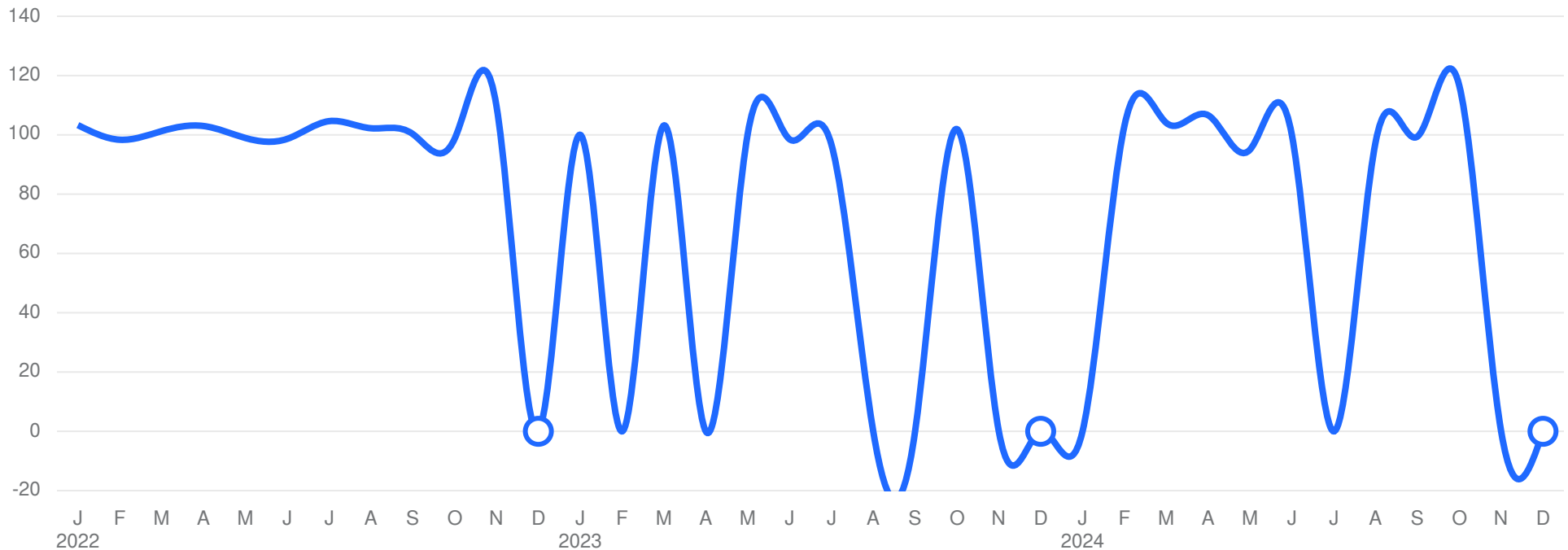
M: 773-230-0002  
Lic#: 475.145724

[christina.delgreco@cbexchange.com](mailto:christina.delgreco@cbexchange.com)  
<https://thedelgreco.com>

**Subdivision: River North**  
Price Range: \$0 - \$999,999,999  
Properties: Single Family, Townhome, Condominium

## Sales Price / List Price Ratio

The sales price/list price ratio is the average sale price divided by the average list price for sold properties expressed as a percentage. If it is above 100%, homes are selling for more than the list price. If it is less than 100%, homes are selling for less than the list price. The December 2024 sales price/list price ratio was 0%, equal to the previous month and equal to December 2023.



Based on information from Midwest Real Estate Data LLC for the period 01/01/2022 through 12/31/2024. Source data is deemed reliable but not guaranteed. Real estate agents affiliated with Coldwell Banker Realty are independent contractor sales associates, not employees. ©2025 Coldwell Banker. All Rights Reserved. Coldwell Banker and the Coldwell Banker logos are trademarks of Coldwell Banker Real Estate LLC. The Coldwell Banker® System is comprised of company owned offices which are owned by a subsidiary of Realogy Brokerage Group LLC and franchised offices which are independently owned and operated. The Coldwell Banker System fully supports the principles of the Fair Housing Act and the Equal Opportunity Act.



**Christina DelGreco**  
Broker

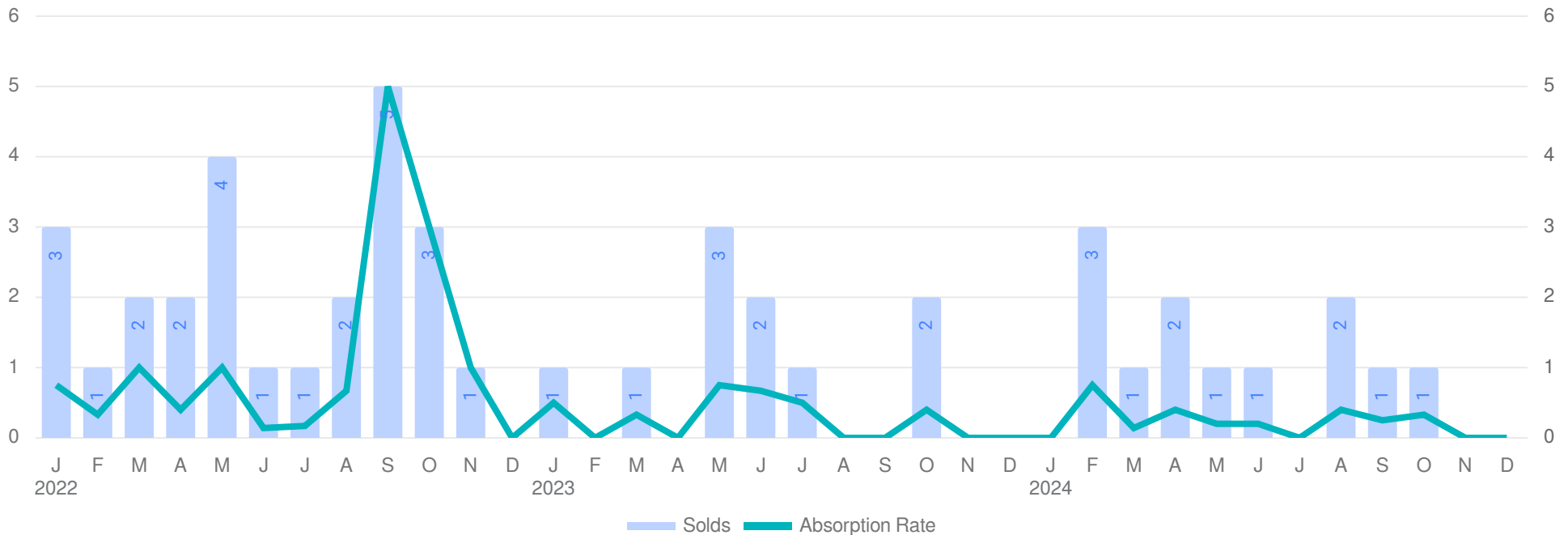
M: 773-230-0002  
Lic#: 475.145724

christina.delgreco@cbexchange.com  
<https://thedelgreco.com>

**Subdivision: River North**  
Price Range: \$0 - \$999,999,999  
Properties: Single Family, Townhome, Condominium

## Number of Properties Sold & Absorption Rate

The number of properties sold in December 2024 was 0, equal to the previous month and equal to December 2023. The December 2024 sales were at its lowest level compared to December 2023 and 2022. Absorption rate is the avg number of sales per month divided by the total number of available properties.



Based on information from Midwest Real Estate Data LLC for the period 01/01/2022 through 12/31/2024. Source data is deemed reliable but not guaranteed. Real estate agents affiliated with Coldwell Banker Realty are independent contractor sales associates, not employees. ©2025 Coldwell Banker. All Rights Reserved. Coldwell Banker and the Coldwell Banker logos are trademarks of Coldwell Banker Real Estate LLC. The Coldwell Banker® System is comprised of company owned offices which are owned by a subsidiary of Realogy Brokerage Group LLC and franchised offices which are independently owned and operated. The Coldwell Banker System fully supports the principles of the Fair Housing Act and the Equal Opportunity Act.



**Christina DelGreco**  
Broker

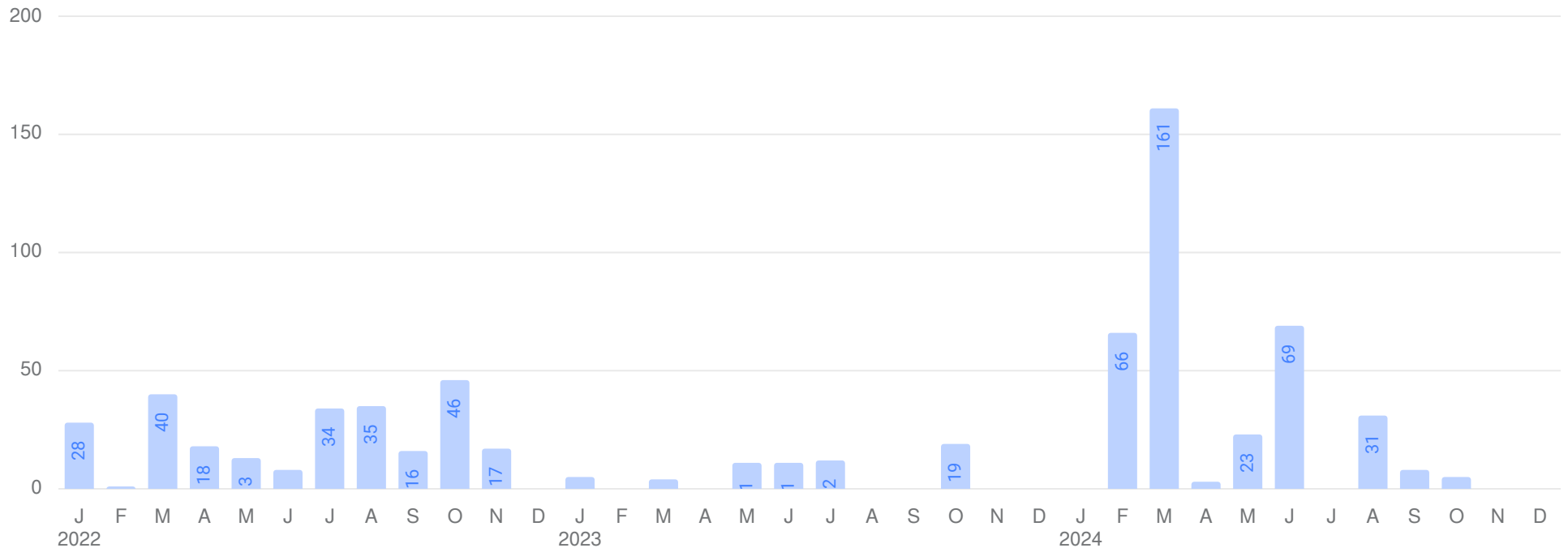
M: 773-230-0002  
Lic#: 475.145724

[christina.delgreco@cbexchange.com](mailto:christina.delgreco@cbexchange.com)  
<https://thedelgreco.com>

**Subdivision: River North**  
Price Range: \$0 - \$999,999,999  
Properties: Single Family, Townhome, Condominium

## Average Days on Market

The average days on market (DOM) is the number of days a property is on the market before it sells. An upward trend in DOM tends to indicate a move towards a buyer's market, a downward trend tends to indicate a move towards seller's market. The DOM for December 2024 was 0 days, equal to the previous month and equal to December 2023. The December 2024 DOM was at its lowest level compared with December 2023 and 2022.



Based on information from Midwest Real Estate Data LLC for the period 01/01/2022 through 12/31/2024. Source data is deemed reliable but not guaranteed. Real estate agents affiliated with Coldwell Banker Realty are independent contractor sales associates, not employees. ©2025 Coldwell Banker. All Rights Reserved. Coldwell Banker and the Coldwell Banker logos are trademarks of Coldwell Banker Real Estate LLC. The Coldwell Banker® System is comprised of company owned offices which are owned by a subsidiary of Realogy Brokerage Group LLC and franchised offices which are independently owned and operated. The Coldwell Banker System fully supports the principles of the Fair Housing Act and the Equal Opportunity Act.



**Christina DelGreco**  
Broker

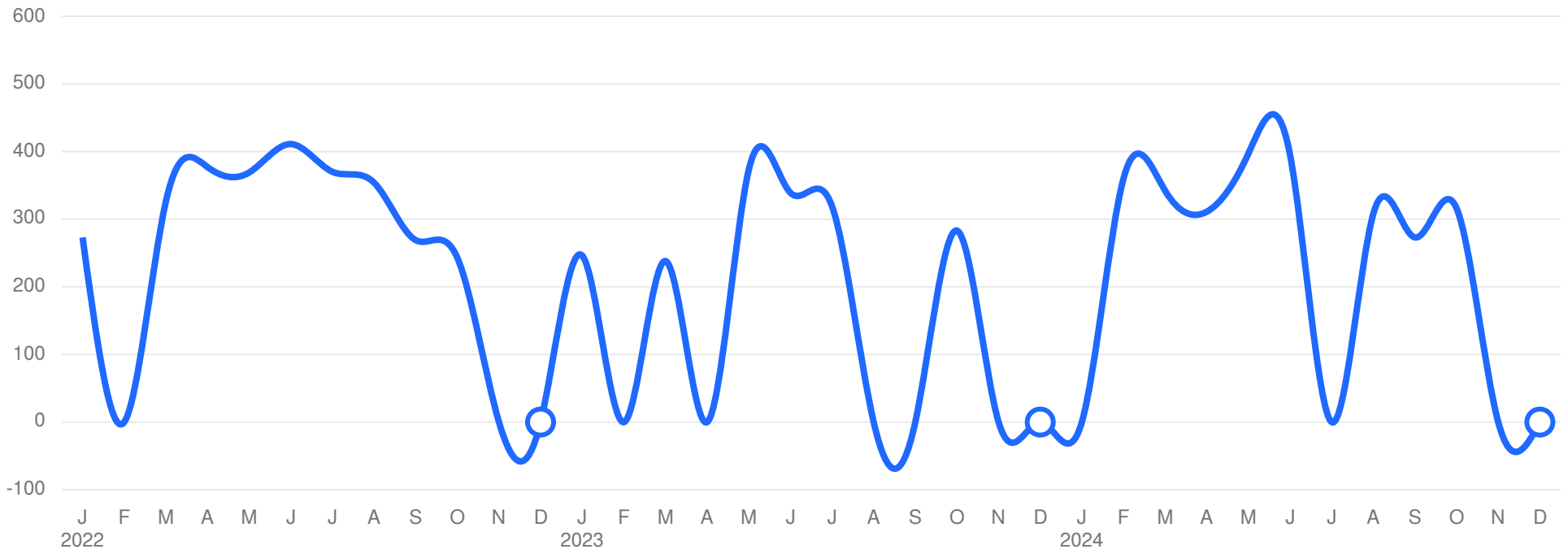
M: 773-230-0002  
Lic#: 475.145724

[christina.delgreco@cbexchange.com](mailto:christina.delgreco@cbexchange.com)  
<https://thedelgreco.com>

**Subdivision: River North**  
Price Range: \$0 - \$999,999,999  
Properties: Single Family, Townhome, Condominium

## Average Sales Price per Square Foot

The average sales price per square foot is a more normalized indicator for the direction of property value. The sales price per square foot in December 2024 was \$0, equal to the previous month and equal to December 2023.



Based on information from Midwest Real Estate Data LLC for the period 01/01/2022 through 12/31/2024. Source data is deemed reliable but not guaranteed. Real estate agents affiliated with Coldwell Banker Realty are independent contractor sales associates, not employees. ©2025 Coldwell Banker. All Rights Reserved. Coldwell Banker and the Coldwell Banker logos are trademarks of Coldwell Banker Real Estate LLC. The Coldwell Banker® System is comprised of company owned offices which are owned by a subsidiary of Realogy Brokerage Group LLC and franchised offices which are independently owned and operated. The Coldwell Banker System fully supports the principles of the Fair Housing Act and the Equal Opportunity Act.



**Christina DelGreco**  
Broker

M: 773-230-0002  
Lic#: 475.145724

christina.delgreco@cbexchange.com  
<https://thedelgreco.com>

**Subdivision: River North**  
Price Range: \$0 - \$999,999,999  
Properties: Single Family, Townhome, Condominium

## Inventory & MSI

The number of properties for sale in December 2024 was 2, down -33.33% from 3 from the previous month and -50.0% lower than 4 from December 2023. The December 2024 inventory was at a mid level compared with December 2023 and 2022. A comparatively lower MSI is more beneficial for sellers while a higher MSI is better for buyers. The December 2024 MSI of 0 months was at its lowest level compared with December 2023 and 2022.



Based on information from Midwest Real Estate Data LLC for the period 01/01/2022 through 12/31/2024. Source data is deemed reliable but not guaranteed. Real estate agents affiliated with Coldwell Banker Realty are independent contractor sales associates, not employees. ©2025 Coldwell Banker. All Rights Reserved. Coldwell Banker and the Coldwell Banker logos are trademarks of Coldwell Banker Real Estate LLC. The Coldwell Banker® System is comprised of company owned offices which are owned by a subsidiary of Realogy Brokerage Group LLC and franchised offices which are independently owned and operated. The Coldwell Banker System fully supports the principles of the Fair Housing Act and the Equal Opportunity Act.





**Christina DelGreco**  
Broker

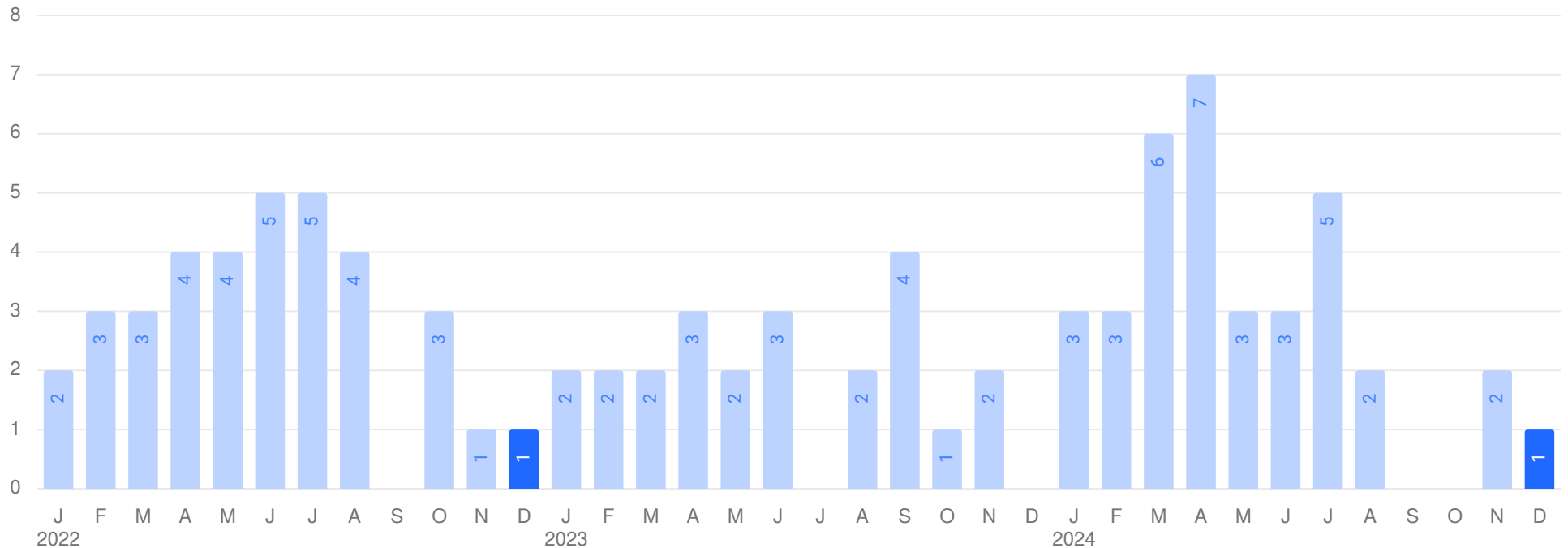
M: 773-230-0002  
Lic#: 475.145724

[christina.delgreco@cbexchange.com](mailto:christina.delgreco@cbexchange.com)  
<https://thedelgreco.com>

**Subdivision: River North**  
Price Range: \$0 - \$999,999,999  
Properties: Single Family, Townhome, Condominium

## New Listings

The number of new listings in December 2024 was 1, down -50.0% from 2 from the previous month and equal to December 2023. The December 2024 listings were at a mid level compared to December 2023 and 2022.



Based on information from Midwest Real Estate Data LLC for the period 01/01/2022 through 12/31/2024. Source data is deemed reliable but not guaranteed. Real estate agents affiliated with Coldwell Banker Realty are independent contractor sales associates, not employees. ©2025 Coldwell Banker. All Rights Reserved. Coldwell Banker and the Coldwell Banker logos are trademarks of Coldwell Banker Real Estate LLC. The Coldwell Banker® System is comprised of company owned offices which are owned by a subsidiary of Realogy Brokerage Group LLC and franchised offices which are independently owned and operated. The Coldwell Banker System fully supports the principles of the Fair Housing Act and the Equal Opportunity Act.