

# Market Trends Report

## March 2025

### Property Type

Single Family, Townhome, Condominium

### DateRange

March 2025

### Price Range

\$0 - \$999,999,999

### Location


MLS AREA  
Chi - Lincoln Square




**Christina DelGreco**


Broker Lic#: 475.145724


#### CONTACT

 773-230-0002

 christina.delgreco@cbexchange.com

 thedelgreco team.com

 Coldwell Banker Realty  
1910 N Clybourn Ave, Chicago, IL 60614

 312-266-7000

#### CONNECT WITH ME

 @christie-delgreco-10848026

 fb.com/TheDelGrecoTeam

 @thedelgreco team



**Christina DelGreco**  
Broker

M: 773-230-0002  
Lic#: 475.145724

[christina.delgreco@cbexchange.com](mailto:christina.delgreco@cbexchange.com)  
<https://thedelgreco team.com>

**MLS Area: Chi - Lincoln Square**

Price Range: \$0 - \$999,999,999

Properties: Single Family, Townhome, Condominium

## Overview

The overview below shows real estate activity from January 2025 to March 2025. You will see data comparisons between March and the previous month, the last three months and March 2024.

Overview	Monthly Trends				
	YTD Avg.	March	February	Dec. - Feb.	Mar. 2024
New Listings	121	49	↑	↑	↑
Average Sales Price per Square Foot	317	372	↑	↑	↑
Average Days on Market	25	18	↓	↓	↑
Number of Properties for Sale	100	25	↓	↓	↓
Average List Price	\$770,770	\$1,034,060	↑	↑	↑
Median List Price	\$591,167	\$650,000	↑	↑	↑
Average Sales Price	\$655,720	\$796,632	↑	↑	↑
Median Sales Price	\$591,000	\$629,000	↑	↑	↑
Sales Price / List Price Ratio	100.44%	101.62%	↑	↑	↑
Number of Properties Sold	56	26	↑	↑	↓
Month's Supply of Inventory	2.02	0.96	↓	↓	↓
Absorption Rate	0.61	1.04	↑	↑	↑



**Christina DelGreco**  
Broker

M: 773-230-0002  
Lic#: 475.145724

[christina.delgreco@cbexchange.com](mailto:christina.delgreco@cbexchange.com)  
<https://thedelgreco team.com>

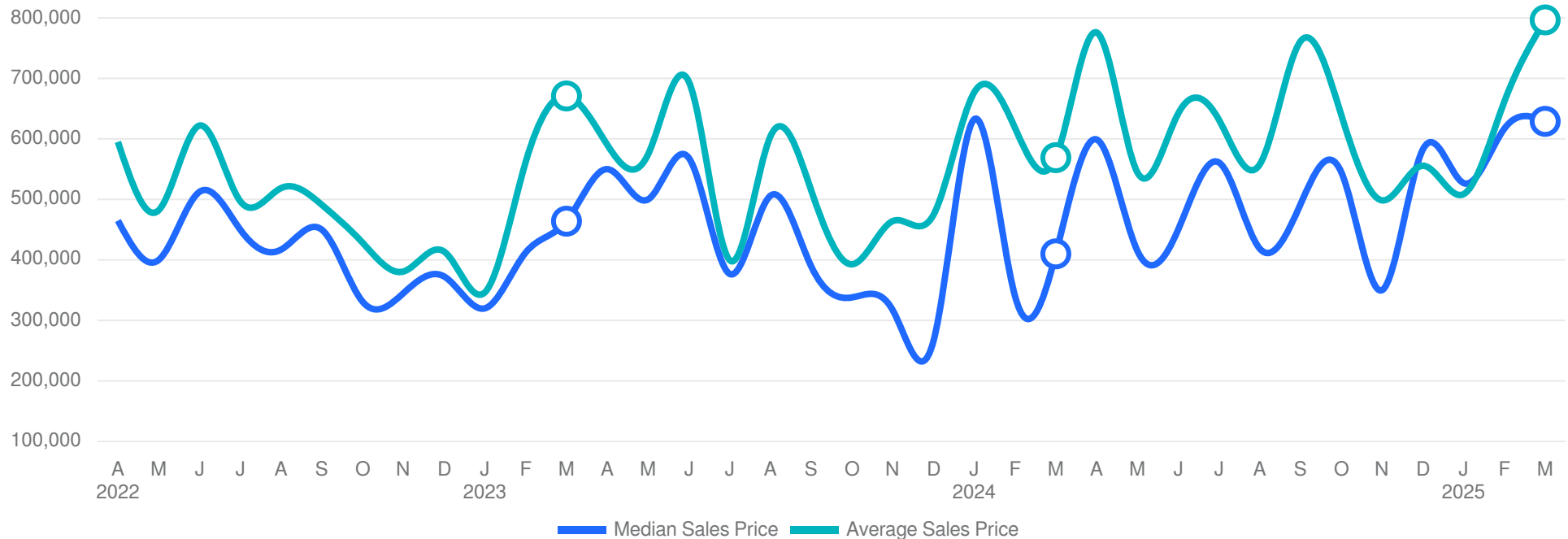
**MLS Area: Chi - Lincoln Square**

Price Range: \$0 - \$999,999,999

Properties: Single Family, Townhome, Condominium

## Average & Median Sales Price

The median sales price in March 2025 was \$629,000, up 1.94% from \$617,000 from the previous month and 53.41% higher than \$410,000 from March 2024. The March 2025 median sales price was at its highest level compared to March 2024 and 2023. The average sales price in March 2025 was \$796,632, up 20.37% from \$661,833 from the previous month and 40.01% higher than \$568,963 from March 2024. The March 2025 average sale price was at its highest level compared to March 2024 and 2023.





**Christina DelGreco**  
Broker

M: 773-230-0002  
Lic#: 475.145724

[christina.delgreco@cbexchange.com](mailto:christina.delgreco@cbexchange.com)  
<https://thedelgreco team.com>

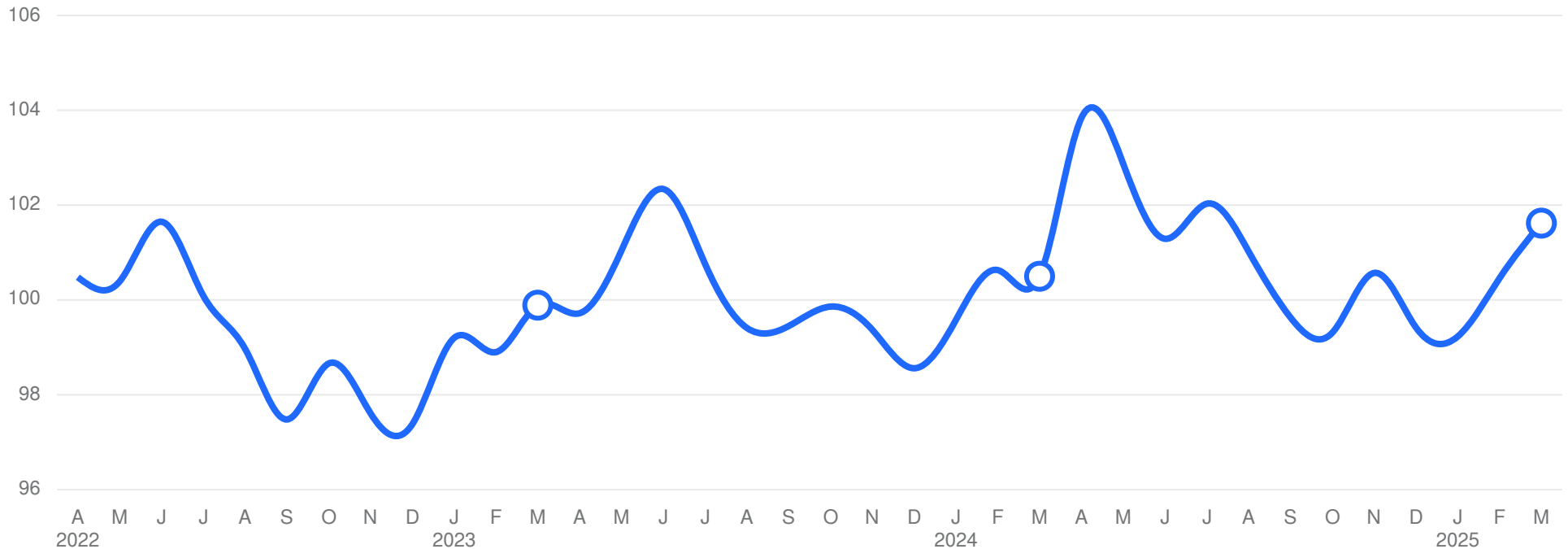
**MLS Area: Chi - Lincoln Square**

Price Range: \$0 - \$999,999,999

Properties: Single Family, Townhome, Condominium

## Sales Price / List Price Ratio

The sales price/list price ratio is the average sale price divided by the average list price for sold properties expressed as a percentage. If it is above 100%, homes are selling for more than the list price. If it is less than 100%, homes are selling for less than the list price. The March 2025 sales price/list price ratio was 101.62%, up from 100.46% from the previous month and up from 100.5% from March 2024.





**Christina DelGreco**  
Broker

M: 773-230-0002  
Lic#: 475.145724

christina.delgreco@cbexchange.com  
<https://thedelgreco team.com>

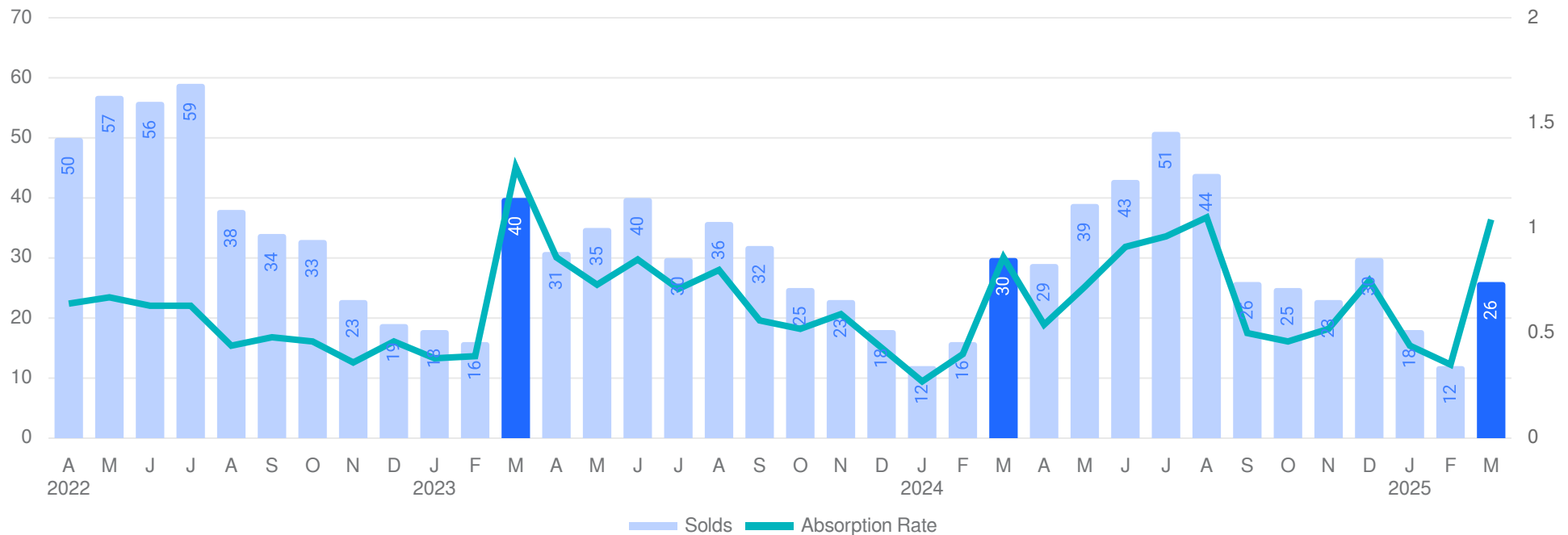
**MLs Area: Chi - Lincoln Square**

Price Range: \$0 - \$999,999,999

Properties: Single Family, Townhome, Condominium

## Number of Properties Sold & Absorption Rate

The number of properties sold in March 2025 was 26, up 116.67% from 12 from the previous month and -13.33% lower than 30 from March 2024. The March 2025 sales were at its lowest level compared to March 2024 and 2023. Absorption rate is the avg number of sales per month divided by the total number of available properties.





**Christina DelGreco**  
Broker

M: 773-230-0002  
Lic#: 475.145724

[christina.delgreco@cbexchange.com](mailto:christina.delgreco@cbexchange.com)  
<https://thedelgreco team.com>

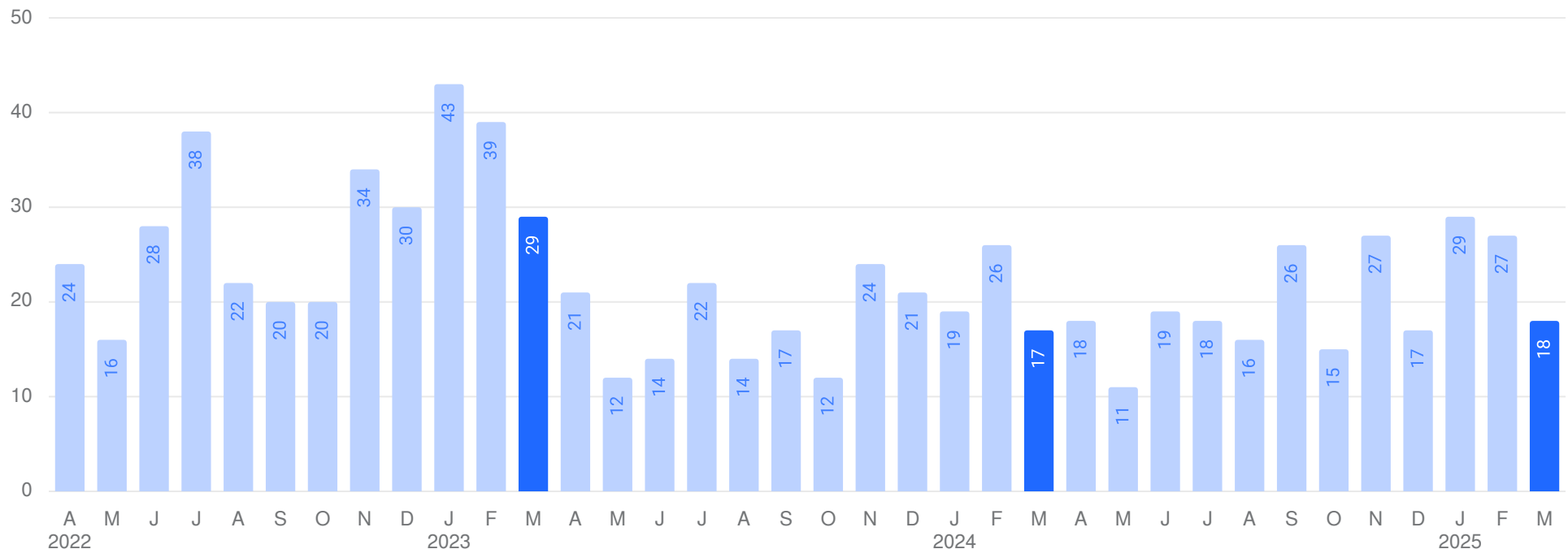
**MLS Area: Chi - Lincoln Square**

Price Range: \$0 - \$999,999,999

Properties: Single Family, Townhome, Condominium

## Average Days on Market

The average days on market (DOM) is the number of days a property is on the market before it sells. An upward trend in DOM tends to indicate a move towards a buyer's market, a downward trend tends to indicate a move towards seller's market. The DOM for March 2025 was 18 days, down -33.33% from 27 days from the previous month and 5.88% higher than 17 days from March 2024. The March 2025 DOM was at a mid level compared with March 2024 and 2023.





**Christina DelGreco**  
Broker

M: 773-230-0002  
Lic#: 475.145724

[christina.delgreco@cbexchange.com](mailto:christina.delgreco@cbexchange.com)  
<https://thedelgreco team.com>

**MLs Area: Chi - Lincoln Square**

Price Range: \$0 - \$999,999,999

Properties: Single Family, Townhome, Condominium

## Average Sales Price per Square Foot

The average sales price per square foot is a more normalized indicator for the direction of property value. The sales price per square foot in March 2025 was \$372, up 33.33% from \$279 from the previous month and 30.53% higher than \$285 from March 2024.





**Christina DelGreco**  
Broker

M: 773-230-0002  
Lic#: 475.145724

christina.delgreco@cbexchange.com  
<https://thedelgreco team.com>

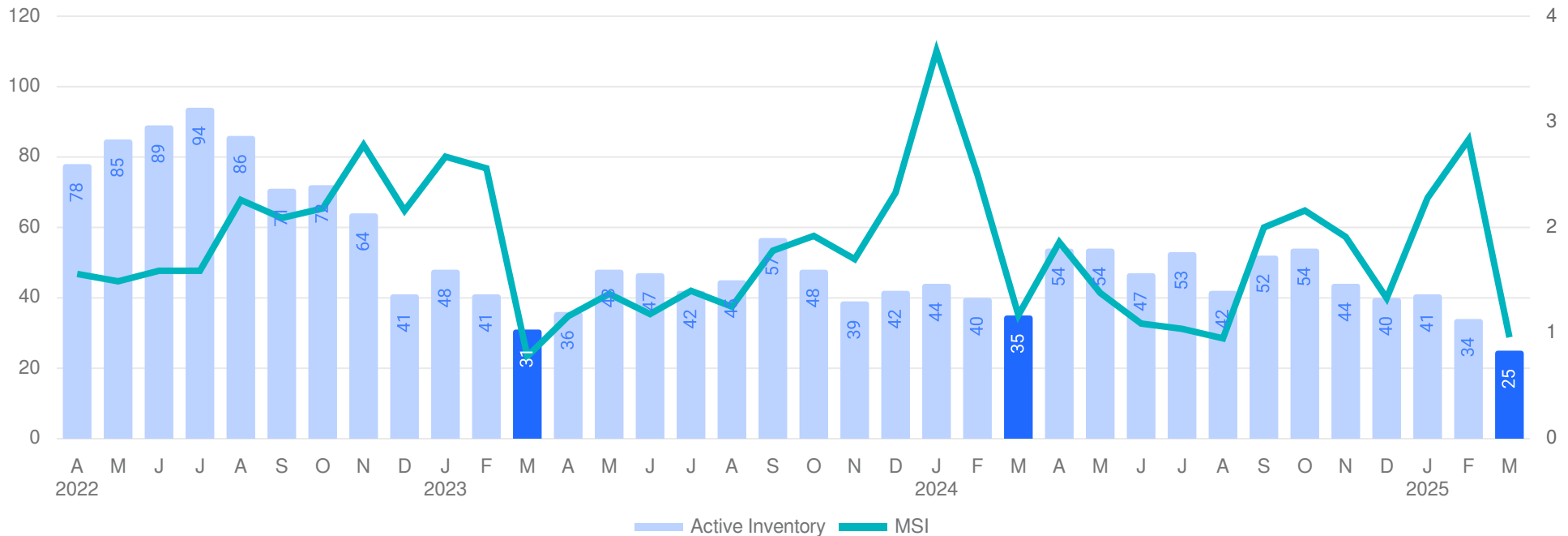
**MLs Area: Chi - Lincoln Square**

Price Range: \$0 - \$999,999,999

Properties: Single Family, Townhome, Condominium

## Inventory & MSI

The number of properties for sale in March 2025 was 25, down -26.47% from 34 from the previous month and -28.57% lower than 35 from March 2024. The March 2025 inventory was at its lowest level compared with March 2024 and 2023. A comparatively lower MSI is more beneficial for sellers while a higher MSI is better for buyers. The March 2025 MSI of 0.96 months was at a mid level compared with March 2024 and 2023.







**Christina DelGreco**  
Broker

M: 773-230-0002  
Lic#: 475.145724

[christina.delgreco@cbexchange.com](mailto:christina.delgreco@cbexchange.com)  
<https://thedelgreco team.com>

**MLS Area: Chi - Lincoln Square**

Price Range: \$0 - \$999,999,999

Properties: Single Family, Townhome, Condominium

## New Listings

The number of new listings in March 2025 was 49, up 63.33% from 30 from the previous month and 4.26% higher than 47 from March 2024. The March 2025 listings were at its highest level compared to March 2024 and 2023.

