

Market Trends Report

May 2025

Property Type

Single Family, Townhome, Condominium

DateRange

May 2025

Price Range

\$0 - \$999,999,999

Location

ZIP CODE


Gold Coast



Christina DelGreco


Broker Lic#: 475.145724


CONTACT

 773-230-0002

 christina.delgreco@cbexchange.com

 thedelgreco team.com


 Coldwell Banker Realty
1910 N Clybourn Ave, Chicago, IL 60614

 312-266-7000

CONNECT WITH ME

 @christie-delgreco-10848026

 fb.com/TheDelGrecoTeam

 @thedelgreco team



Christina DelGreco
Broker

M: 773-230-0002
Lic#: 475.145724

christina.delgreco@cbexchange.com
<https://thedelgreco team.com>

Zip Code: 60610
Price Range: \$0 - \$999,999,999
Properties: Single Family, Townhome, Condominium

Overview

The overview below shows real estate activity from January 2025 to May 2025. You will see data comparisons between May and the previous month, the last three months and May 2024.

Overview	YTD Avg.	Monthly Trends			
		May	April	Feb. - Apr.	May. 2024
New Listings	771	167	↓	↑	↓
Average Sales Price per Square Foot	392	365	↓	↓	↑
Average Days on Market	44	27	↓	↓	↓
Number of Properties for Sale	1092	206	↓	↓	↓
Average List Price	\$1,177,445	\$1,248,891	↑	↑	↓
Median List Price	\$556,400	\$555,000	↓	↓	↓
Average Sales Price	\$759,770	\$520,930	↓	↓	↓
Median Sales Price	\$430,900	\$410,000	↓	↓	↓
Sales Price / List Price Ratio	98.16%	99.59%	↑	↑	↑
Number of Properties Sold	356	105	↑	↑	↓
Month's Supply of Inventory	3.54	1.96	↓	↓	↓
Absorption Rate	0.33	0.51	↑	↑	↑



Christina DelGreco
Broker

M: 773-230-0002
Lic#: 475.145724

christina.delgreco@cbexchange.com
<https://thedelgreco team.com>

Zip Code: 60610
Price Range: \$0 - \$999,999,999
Properties: Single Family, Townhome, Condominium

Average & Median Sales Price

The median sales price in May 2025 was \$410,000, down -14.58% from \$480,000 from the previous month and -6.61% lower than \$439,000 from May 2024. The May 2025 median sales price was at a mid level compared to May 2024 and 2023. The average sales price in May 2025 was \$520,930, down -42.03% from \$898,593 from the previous month and -9.35% lower than \$574,657 from May 2024. The May 2025 average sale price was at a mid level compared to May 2024 and 2023.





Christina DelGreco
Broker

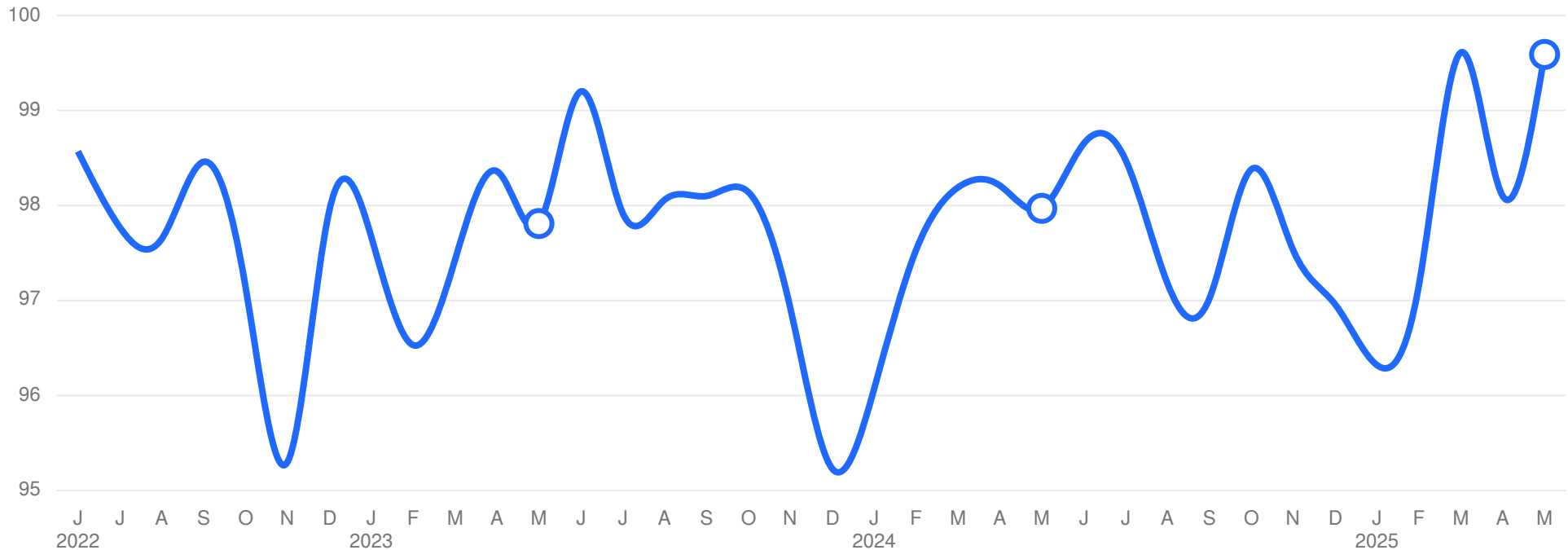
M: 773-230-0002
Lic#: 475.145724

christina.delgreco@cbexchange.com
<https://thedelgreco team.com>

Zip Code: 60610
Price Range: \$0 - \$999,999,999
Properties: Single Family, Townhome, Condominium

Sales Price / List Price Ratio

The sales price/list price ratio is the average sale price divided by the average list price for sold properties expressed as a percentage. If it is above 100%, homes are selling for more than the list price. If it is less than 100%, homes are selling for less than the list price. The May 2025 sales price/list price ratio was 99.59%, up from 98.1% from the previous month and up from 97.97% from May 2024.





Christina DelGreco
Broker

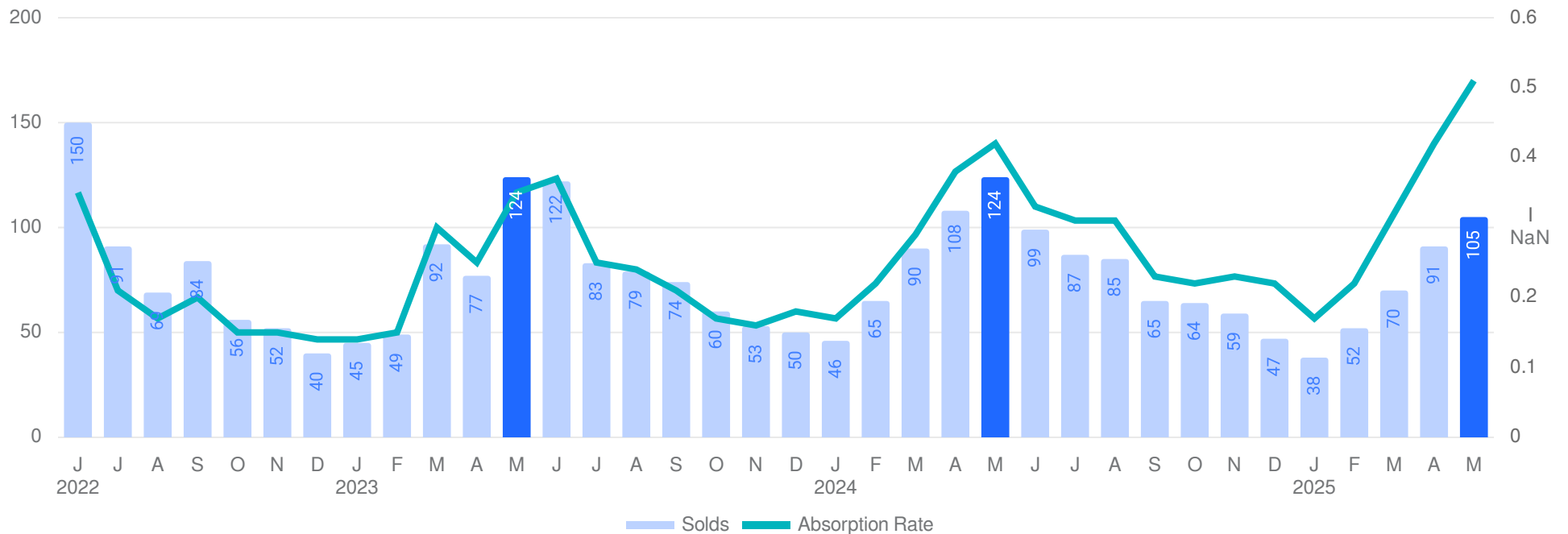
M: 773-230-0002
Lic#: 475.145724

christina.delgreco@cbexchange.com
<https://thedelgreco team.com>

Zip Code: 60610
Price Range: \$0 - \$999,999,999
Properties: Single Family, Townhome, Condominium

Number of Properties Sold & Absorption Rate

The number of properties sold in May 2025 was 105, up 15.38% from 91 from the previous month and -15.32% lower than 124 from May 2024. The May 2025 sales were at its lowest level compared to May 2024 and 2023. Absorption rate is the avg number of sales per month divided by the total number of available properties.





Christina DelGreco
Broker

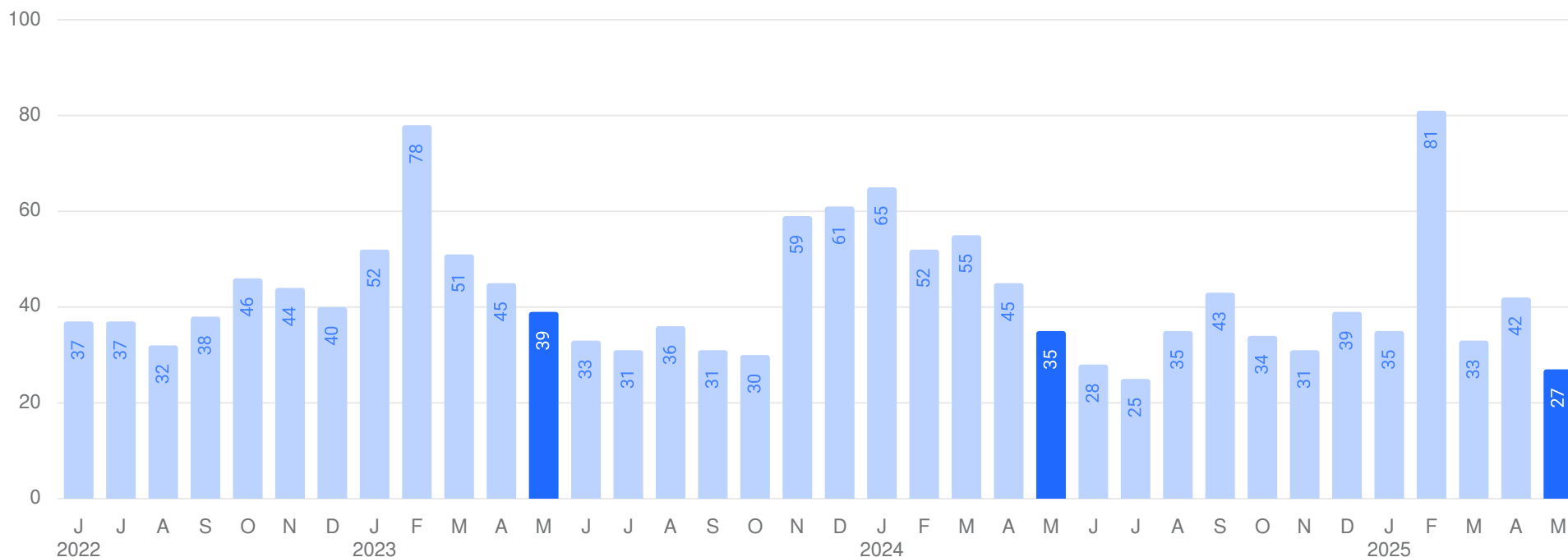
M: 773-230-0002
Lic#: 475.145724

christina.delgreco@cbexchange.com
<https://thedelgreco team.com>

Zip Code: 60610
Price Range: \$0 - \$999,999,999
Properties: Single Family, Townhome, Condominium

Average Days on Market

The average days on market (DOM) is the number of days a property is on the market before it sells. An upward trend in DOM tends to indicate a move towards a buyer's market, a downward trend tends to indicate a move towards seller's market. The DOM for May 2025 was 27 days, down -35.71% from 42 days from the previous month and -22.86% lower than 35 days from May 2024. The May 2025 DOM was at its lowest level compared with May 2024 and 2023.





Christina DelGreco
Broker

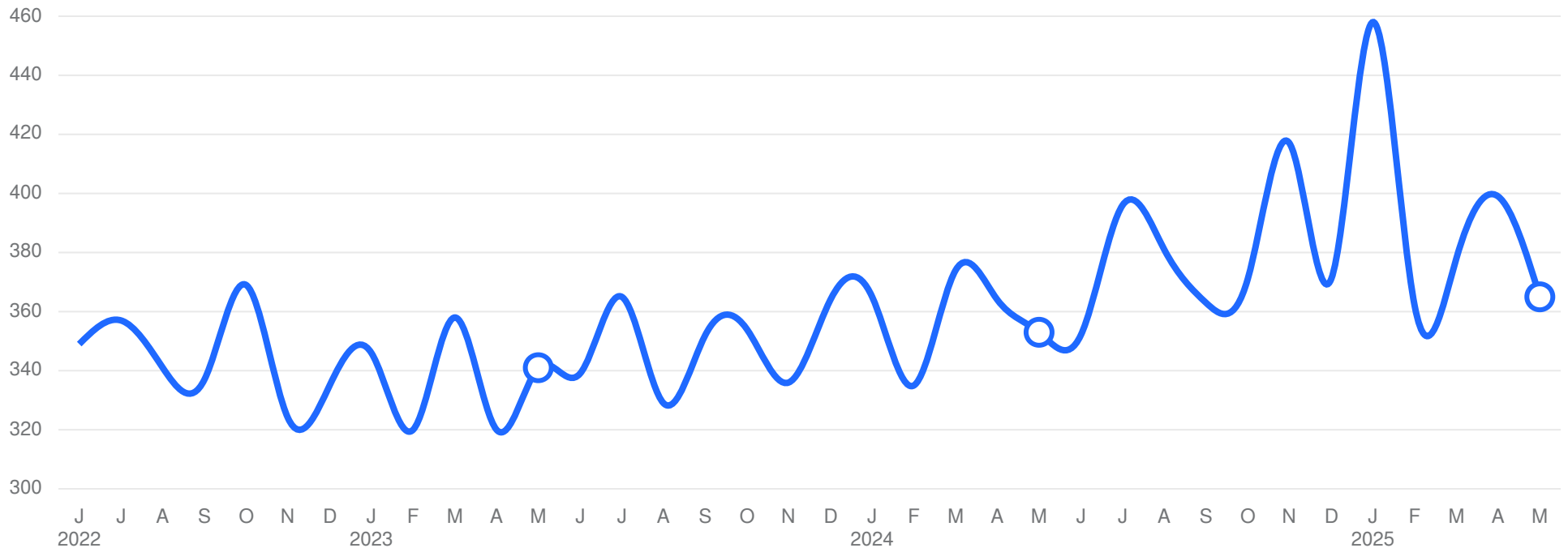
M: 773-230-0002
Lic#: 475.145724

christina.delgreco@cbexchange.com
<https://thedelgreco team.com>

Zip Code: 60610
Price Range: \$0 - \$999,999,999
Properties: Single Family, Townhome, Condominium

Average Sales Price per Square Foot

The average sales price per square foot is a more normalized indicator for the direction of property value. The sales price per square foot in May 2025 was \$365, down -8.52% from \$399 from the previous month and 3.40% higher than \$353 from May 2024.





Christina DelGreco
Broker

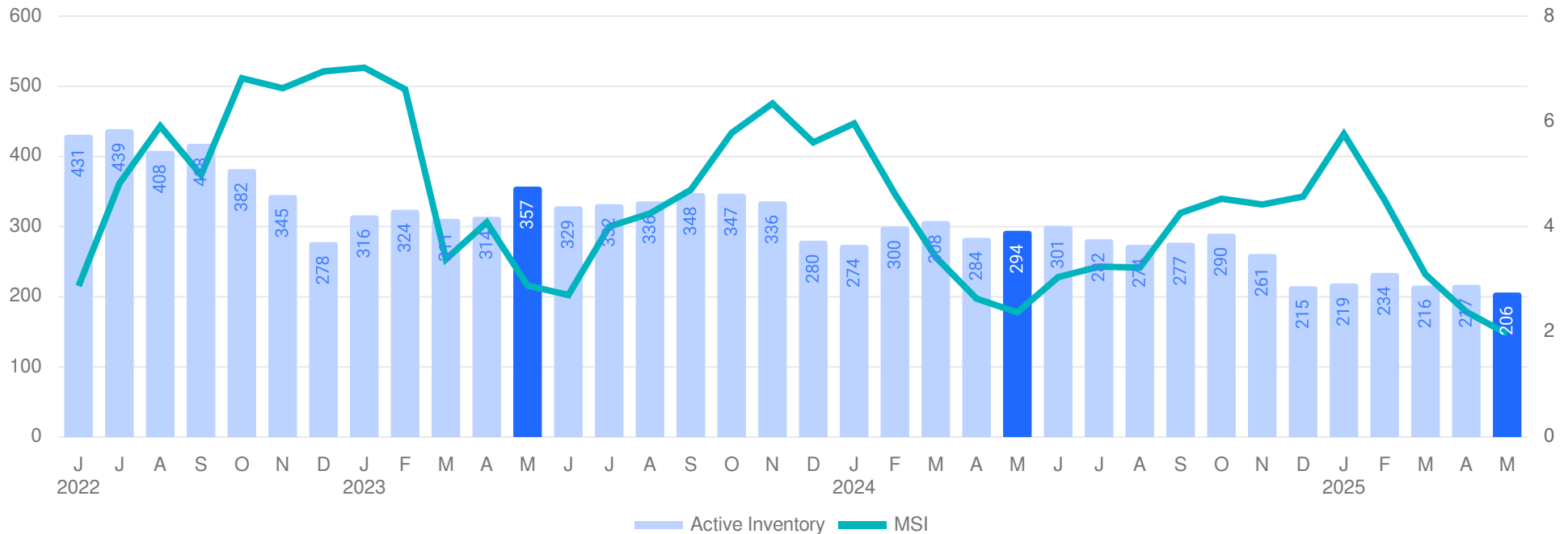
M: 773-230-0002
Lic#: 475.145724

christina.delgreco@cbexchange.com
<https://thedelgreco team.com>

Zip Code: 60610
Price Range: \$0 -
\$999,999,999
Properties: Single Family,
Townhome, Condominium

Inventory & MSI

The number of properties for sale in May 2025 was 206, down -5.07% from 217 from the previous month and -29.93% lower than 294 from May 2024. The May 2025 inventory was at its lowest level compared with May 2024 and 2023. A comparatively lower MSI is more beneficial for sellers while a higher MSI is better for buyers. The May 2025 MSI of 1.96 months was at its lowest level compared with May 2024 and 2023.





Christina DelGreco
Broker

M: 773-230-0002
Lic#: 475.145724

christina.delgreco@cbexchange.com
<https://thedelgreco team.com>

Zip Code: 60610
Price Range: \$0 - \$999,999,999
Properties: Single Family, Townhome, Condominium

New Listings

The number of new listings in May 2025 was 167, down -1.18% from 169 from the previous month and -10.22% lower than 186 from May 2024. The May 2025 listings were at its lowest level compared to May 2024 and 2023.

