

# Market Trends Report

## April 2026

### Property Type

Single Family, Townhome, Condominium

### Date Range

April 2026

### Price Range

\$0 - \$999,999,999

### Location


MLS AREA  
Chi - Lake View



**Christina DelGreco**


Broker Lic#: 475.145724


#### CONTACT

 773-230-0002

 christina.delgreco@cbexchange.com

 thedelgreco.com

 Coldwell Banker Realty  
1910 N Clybourn Ave, Chicago, IL 60614

 312-266-7000

#### CONNECT WITH ME

 @christie-delgreco-10848026

 fb.com/TheDelGrecoTeam

 @thedelgreco.com



**Christina DelGreco**  
Broker

M: 773-230-0002  
Lic#: 475.145724

christina.delgreco@cbexchange.com  
<https://thedelgreco.com>

**MLS Area: Chi - Lake View**

Price Range: \$0 -  
\$999,999,999

Properties: Single Family,  
Townhome, Condominium

## Overview

The overview below shows real estate activity from January 2026 to April 2026. You will see data comparisons between April and the previous month, the last three months and April 2025.

Overview	YTD Avg.	Monthly Trends			
		April	March	Jan. - Mar.	Apr. 2025
New Listings	764	205	↓	↑	↓
Average Sales Price per Square Foot	360	379	↑	↑	↑
Average Days on Market	27	13	↓	↓	↓
Number of Properties for Sale	490	126	—	↑	↓
Average List Price	\$901,334	\$951,811	↑	↑	↑
Median List Price	\$494,738	\$549,950	↑	↑	↑
Average Sales Price	\$635,408	\$683,468	↑	↑	—
Median Sales Price	\$496,625	\$532,500	↑	↑	↑
Sales Price / List Price Ratio	102.27%	104.79%	↑	↑	↑
Number of Properties Sold	468	174	↑	↑	↑
Month's Supply of Inventory	1.17	0.72	↓	↓	↓
Absorption Rate	0.94	1.38	↑	↑	↑



**Christina DelGreco**  
Broker

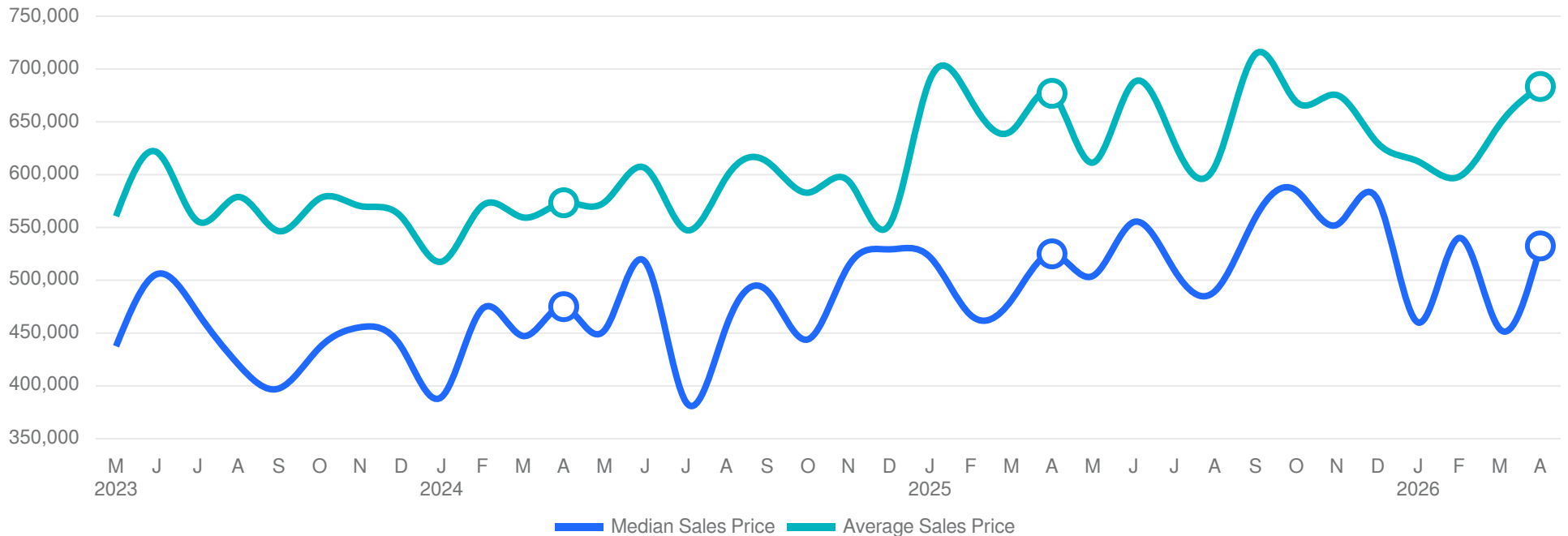
M: 773-230-0002  
Lic#: 475.145724

[christina.delgreco@cbexchange.com](mailto:christina.delgreco@cbexchange.com)  
<https://thedelgreco.com>

**MLS Area: Chi - Lake View**  
Price Range: \$0 - \$999,999,999  
Properties: Single Family, Townhome, Condominium

## Average & Median Sales Price

The median sales price in April 2026 was \$532,500, up 17.29% from \$454,000 from the previous month and 1.43% higher than \$525,000 from April 2025. The April 2026 median sales price was at its highest level compared to April 2025 and 2024. The average sales price in April 2026 was \$683,468, up 5.53% from \$647,664 from the previous month and equal to April 2025. The April 2026 average sale price was at its highest level compared to April 2025 and 2024.



Based on information from Midwest Real Estate Data LLC for the period 05/01/2023 through 4/30/2026. Source data is deemed reliable but not guaranteed. Real estate agents affiliated with Coldwell Banker Realty are independent contractor sales associates, not employees. ©2026 Coldwell Banker. All Rights Reserved. Coldwell Banker and the Coldwell Banker logos are trademarks of Coldwell Banker Real Estate LLC. The Coldwell Banker® System is comprised of company owned offices which are owned by a subsidiary of Realogy Brokerage Group LLC and franchised offices which are independently owned and operated. The Coldwell Banker System fully supports the principles of the Fair Housing Act and the Equal Opportunity Act.



**Christina DelGreco**  
Broker

M: 773-230-0002  
Lic#: 475.145724

[christina.delgreco@cbexchange.com](mailto:christina.delgreco@cbexchange.com)  
<https://thedelgreco.com>

**MIs Area: Chi - Lake View**  
Price Range: \$0 - \$999,999,999  
Properties: Single Family, Townhome, Condominium

## Sales Price / List Price Ratio

The sales price/list price ratio is the average sale price divided by the average list price for sold properties expressed as a percentage. If it is above 100%, homes are selling for more than the list price. If it is less than 100%, homes are selling for less than the list price. The April 2026 sales price/list price ratio was 104.79%, up from 102.64% from the previous month and up from 101.36% from April 2025.



Based on information from Midwest Real Estate Data LLC for the period 05/01/2023 through 4/30/2026. Source data is deemed reliable but not guaranteed. Real estate agents affiliated with Coldwell Banker Realty are independent contractor sales associates, not employees. ©2026 Coldwell Banker. All Rights Reserved. Coldwell Banker and the Coldwell Banker logos are trademarks of Coldwell Banker Real Estate LLC. The Coldwell Banker® System is comprised of company owned offices which are owned by a subsidiary of Realogy Brokerage Group LLC and franchised offices which are independently owned and operated. The Coldwell Banker System fully supports the principles of the Fair Housing Act and the Equal Opportunity Act.



**Christina DelGreco**  
Broker

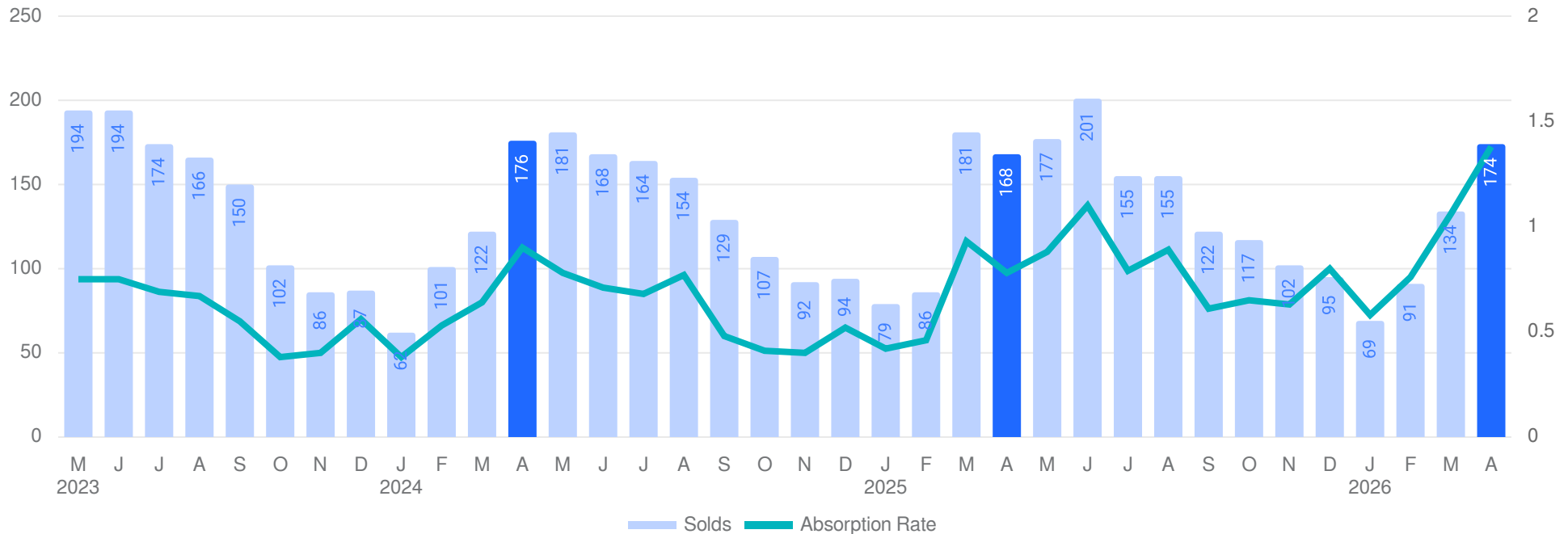
M: 773-230-0002  
Lic#: 475.145724

christina.delgreco@cbexchange.com  
<https://thedelgreco.com>

**MI's Area: Chi - Lake View**  
Price Range: \$0 - \$999,999,999  
Properties: Single Family, Townhome, Condominium

## Number of Properties Sold & Absorption Rate

The number of properties sold in April 2026 was 174, up 29.85% from 134 from the previous month and 3.57% higher than 168 from April 2025. The April 2026 sales were at a mid level compared to April 2025 and 2024. Absorption rate is the avg number of sales per month divided by the total number of available properties.



Based on information from Midwest Real Estate Data LLC for the period 05/01/2023 through 4/30/2026. Source data is deemed reliable but not guaranteed. Real estate agents affiliated with Coldwell Banker Realty are independent contractor sales associates, not employees. ©2026 Coldwell Banker. All Rights Reserved. Coldwell Banker and the Coldwell Banker logos are trademarks of Coldwell Banker Real Estate LLC. The Coldwell Banker® System is comprised of company owned offices which are owned by a subsidiary of Realogy Brokerage Group LLC and franchised offices which are independently owned and operated. The Coldwell Banker System fully supports the principles of the Fair Housing Act and the Equal Opportunity Act.



**Christina DelGreco**  
Broker

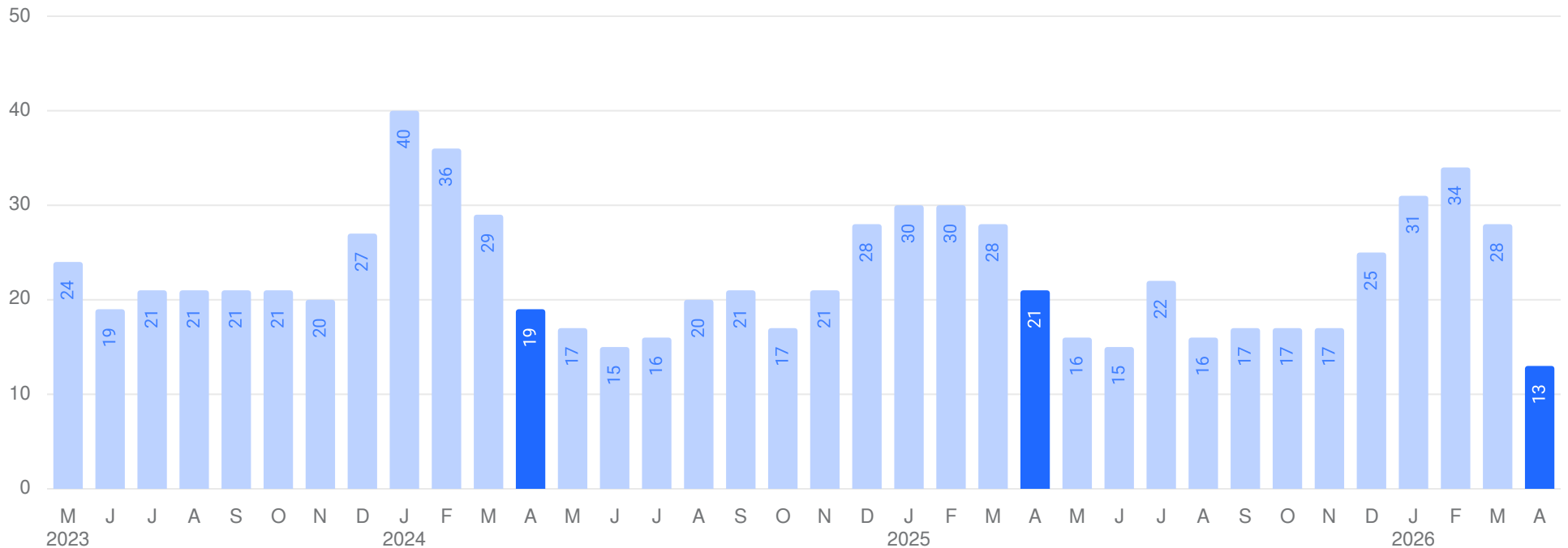
M: 773-230-0002  
Lic#: 475.145724

christina.delgreco@cbexchange.com  
<https://thedelgreco.com>

**MI's Area: Chi - Lake View**  
Price Range: \$0 - \$999,999,999  
Properties: Single Family, Townhome, Condominium

## Average Days on Market

The average days on market (DOM) is the number of days a property is on the market before it sells. An upward trend in DOM tends to indicate a move towards a buyer's market, a downward trend tends to indicate a move towards seller's market. The DOM for April 2026 was 13 days, down -53.57% from 28 days from the previous month and -38.10% lower than 21 days from April 2025. The April 2026 DOM was at its lowest level compared with April 2025 and 2024.



Based on information from Midwest Real Estate Data LLC for the period 05/01/2023 through 4/30/2026. Source data is deemed reliable but not guaranteed. Real estate agents affiliated with Coldwell Banker Realty are independent contractor sales associates, not employees. ©2026 Coldwell Banker. All Rights Reserved. Coldwell Banker and the Coldwell Banker logos are trademarks of Coldwell Banker Real Estate LLC. The Coldwell Banker® System is comprised of company owned offices which are owned by a subsidiary of Realogy Brokerage Group LLC and franchised offices which are independently owned and operated. The Coldwell Banker System fully supports the principles of the Fair Housing Act and the Equal Opportunity Act.



**Christina DelGreco**  
Broker

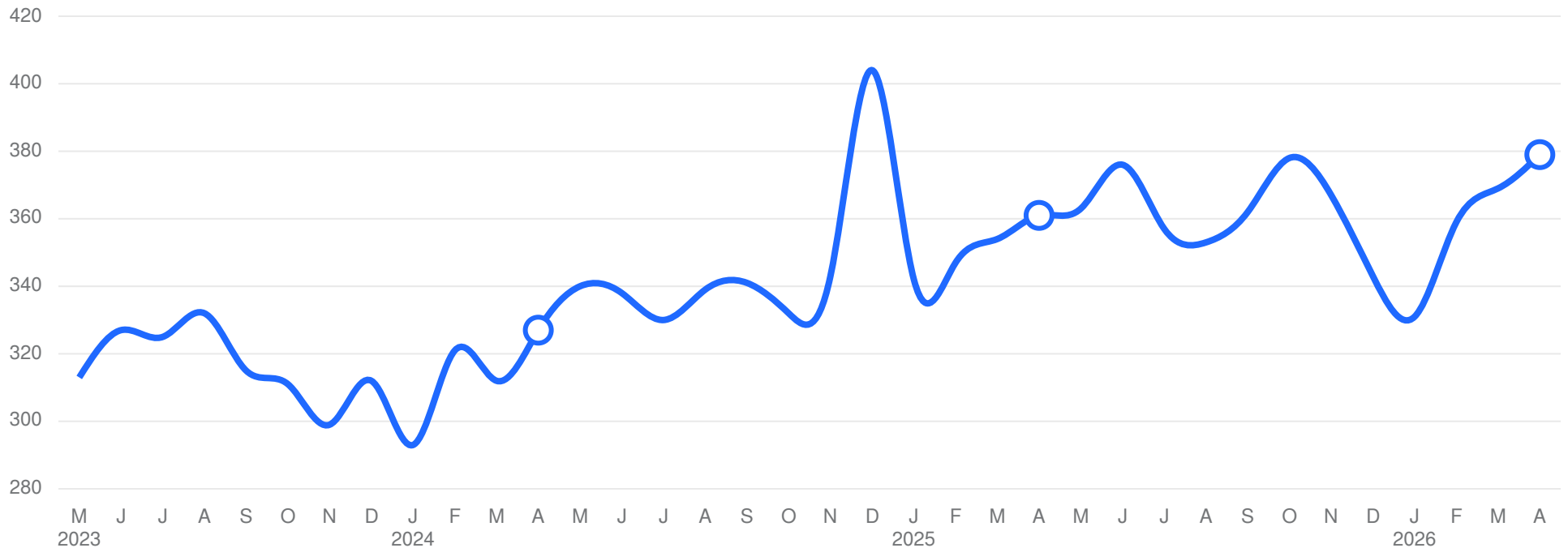
M: 773-230-0002  
Lic#: 475.145724

[christina.delgreco@cbexchange.com](mailto:christina.delgreco@cbexchange.com)  
<https://thedelgreco.com>

**MLS Area: Chi - Lake View**  
Price Range: \$0 - \$999,999,999  
Properties: Single Family, Townhome, Condominium

## Average Sales Price per Square Foot

The average sales price per square foot is a more normalized indicator for the direction of property value. The sales price per square foot in April 2026 was \$379, up 2.71% from \$369 from the previous month and 4.99% higher than \$361 from April 2025.



Based on information from Midwest Real Estate Data LLC for the period 05/01/2023 through 4/30/2026. Source data is deemed reliable but not guaranteed. Real estate agents affiliated with Coldwell Banker Realty are independent contractor sales associates, not employees. ©2026 Coldwell Banker. All Rights Reserved. Coldwell Banker and the Coldwell Banker logos are trademarks of Coldwell Banker Real Estate LLC. The Coldwell Banker® System is comprised of company owned offices which are owned by a subsidiary of Realogy Brokerage Group LLC and franchised offices which are independently owned and operated. The Coldwell Banker System fully supports the principles of the Fair Housing Act and the Equal Opportunity Act.



**Christina DelGreco**  
Broker

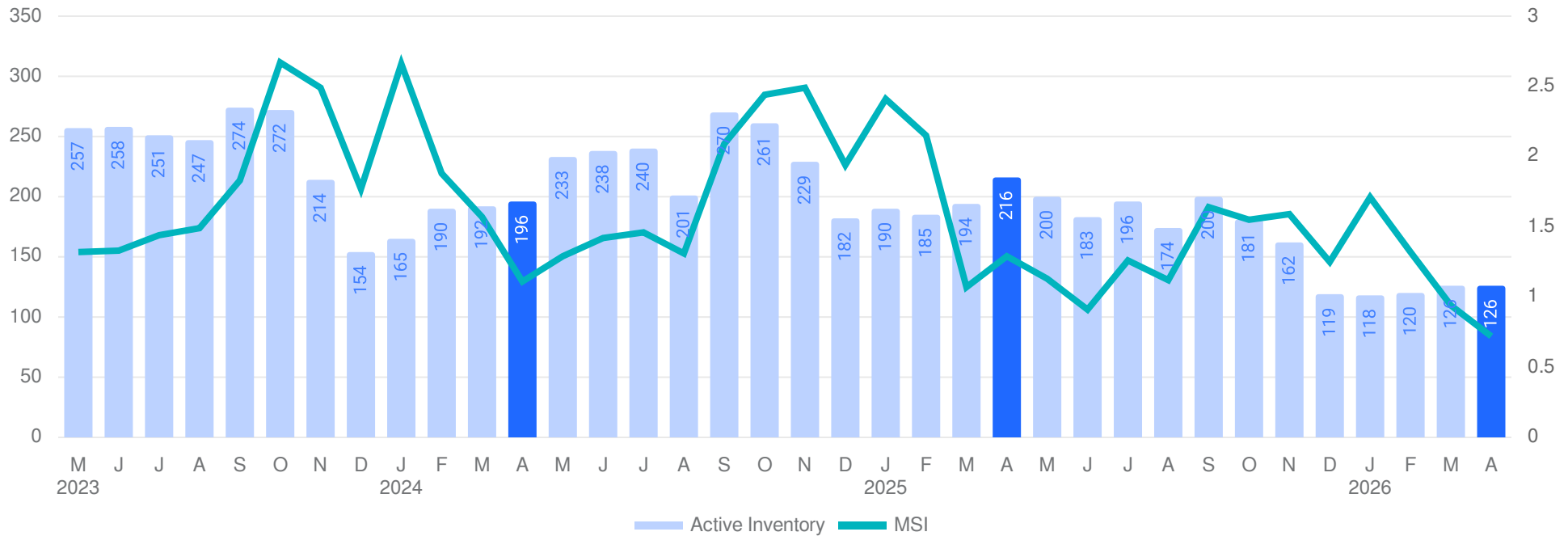
M: 773-230-0002  
Lic#: 475.145724

[christina.delgreco@cbexchange.com](mailto:christina.delgreco@cbexchange.com)  
<https://thedelgreco.com>

**MI's Area: Chi - Lake View**  
Price Range: \$0 - \$999,999,999  
Properties: Single Family, Townhome, Condominium

## Inventory & MSI

The number of properties for sale in April 2026 was 126, equal to the previous month and -41.67% lower than 216 from April 2025. The April 2026 inventory was at its lowest level compared with April 2025 and 2024. A comparatively lower MSI is more beneficial for sellers while a higher MSI is better for buyers. The April 2026 MSI of 0.72 months was at its lowest level compared with April 2025 and 2024.



Based on information from Midwest Real Estate Data LLC for the period 05/01/2023 through 4/30/2026. Source data is deemed reliable but not guaranteed. Real estate agents affiliated with Coldwell Banker Realty are independent contractor sales associates, not employees. ©2026 Coldwell Banker. All Rights Reserved. Coldwell Banker and the Coldwell Banker logos are trademarks of Coldwell Banker Real Estate LLC. The Coldwell Banker® System is comprised of company owned offices which are owned by a subsidiary of Realogy Brokerage Group LLC and franchised offices which are independently owned and operated. The Coldwell Banker System fully supports the principles of the Fair Housing Act and the Equal Opportunity Act.



**Christina DelGreco**  
Broker

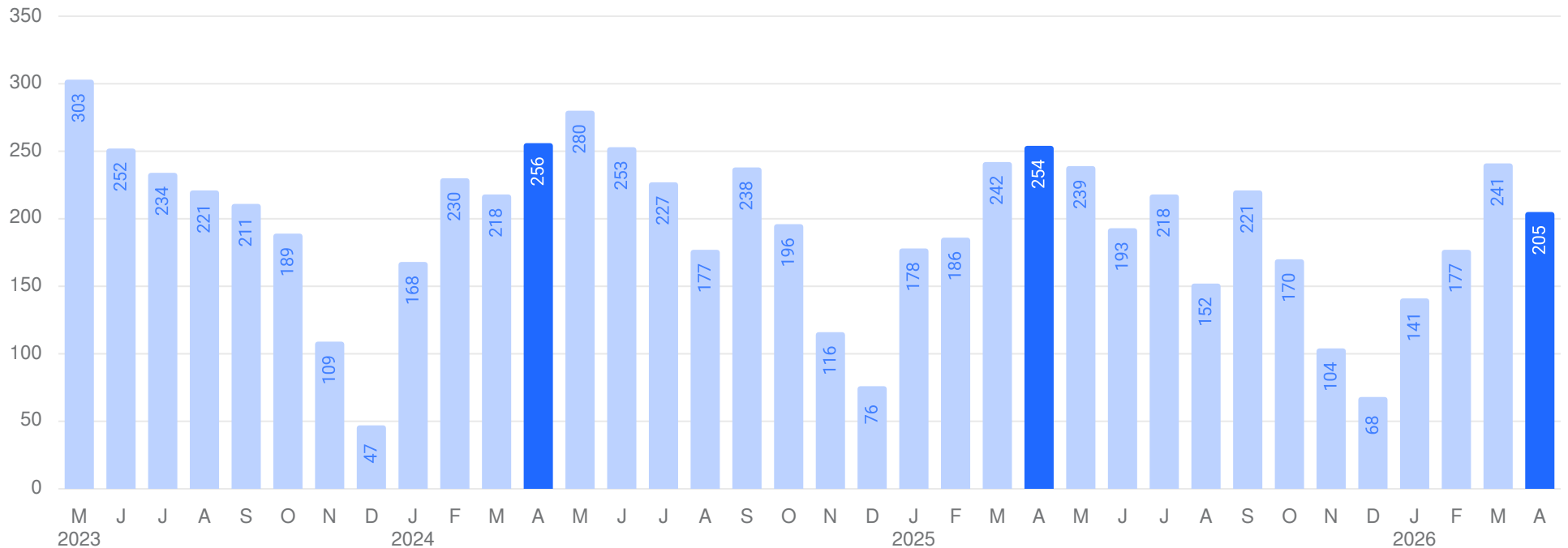
M: 773-230-0002  
Lic#: 475.145724

[christina.delgreco@cbexchange.com](mailto:christina.delgreco@cbexchange.com)  
<https://thedelgreco.com>

**MLS Area: Chi - Lake View**  
Price Range: \$0 - \$999,999,999  
Properties: Single Family, Townhome, Condominium

## New Listings

The number of new listings in April 2026 was 205, down -14.94% from 241 from the previous month and -19.29% lower than 254 from April 2025. The April 2026 listings were at its lowest level compared to April 2025 and 2024.



Based on information from Midwest Real Estate Data LLC for the period 05/01/2023 through 4/30/2026. Source data is deemed reliable but not guaranteed. Real estate agents affiliated with Coldwell Banker Realty are independent contractor sales associates, not employees. ©2026 Coldwell Banker. All Rights Reserved. Coldwell Banker and the Coldwell Banker logos are trademarks of Coldwell Banker Real Estate LLC. The Coldwell Banker® System is comprised of company owned offices which are owned by a subsidiary of Realogy Brokerage Group LLC and franchised offices which are independently owned and operated. The Coldwell Banker System fully supports the principles of the Fair Housing Act and the Equal Opportunity Act.