

# Market Trends Report

## April 2026

### Property Type

Single Family, Townhome, Condominium

### Date Range

April 2026

### Price Range

\$0 - \$999,999,999

### Location


MLS AREA  
Chi - Lincoln Square



**Christina DelGreco**


Broker Lic#: 475.145724


#### CONTACT

 773-230-0002

 christina.delgreco@cbexchange.com

 thedelgreco.com

 Coldwell Banker Realty  
1910 N Clybourn Ave, Chicago, IL 60614

 312-266-7000

#### CONNECT WITH ME

 @christie-delgreco-10848026

 fb.com/TheDelGrecoTeam

 @thedelgreco.com



**Christina DelGreco**  
Broker

M: 773-230-0002  
Lic#: 475.145724

christina.delgreco@cbexchange.com  
<https://thedelgreco.com>

**MLs Area: Chi - Lincoln Square**

Price Range: \$0 - \$999,999,999

Properties: Single Family, Townhome, Condominium

## Overview

The overview below shows real estate activity from January 2026 to April 2026. You will see data comparisons between April and the previous month, the last three months and April 2025.

Overview	YTD Avg.	Monthly Trends			
		April	March	Jan. - Mar.	Apr. 2025
New Listings	152	46	↑	↑	↓
Average Sales Price per Square Foot	334	389	↑	↑	↑
Average Days on Market	18	10	↓	↓	↓
Number of Properties for Sale	105	29	↑	↑	↓
Average List Price	\$773,812	\$659,774	↓	↓	↓
Median List Price	\$573,125	\$469,000	↓	↓	↓
Average Sales Price	\$612,276	\$884,604	↑	↑	↑
Median Sales Price	\$458,750	\$577,500	↑	↑	↑
Sales Price / List Price Ratio	102.47%	104.54%	↑	↑	↑
Number of Properties Sold	87	24	↓	↑	↓
Month's Supply of Inventory	1.31	1.21	↑	↓	↑
Absorption Rate	0.84	0.83	↓	↓	↓



**Christina DelGreco**  
Broker

M: 773-230-0002  
Lic#: 475.145724

[christina.delgreco@cbexchange.com](mailto:christina.delgreco@cbexchange.com)  
<https://thedelgreco.com>

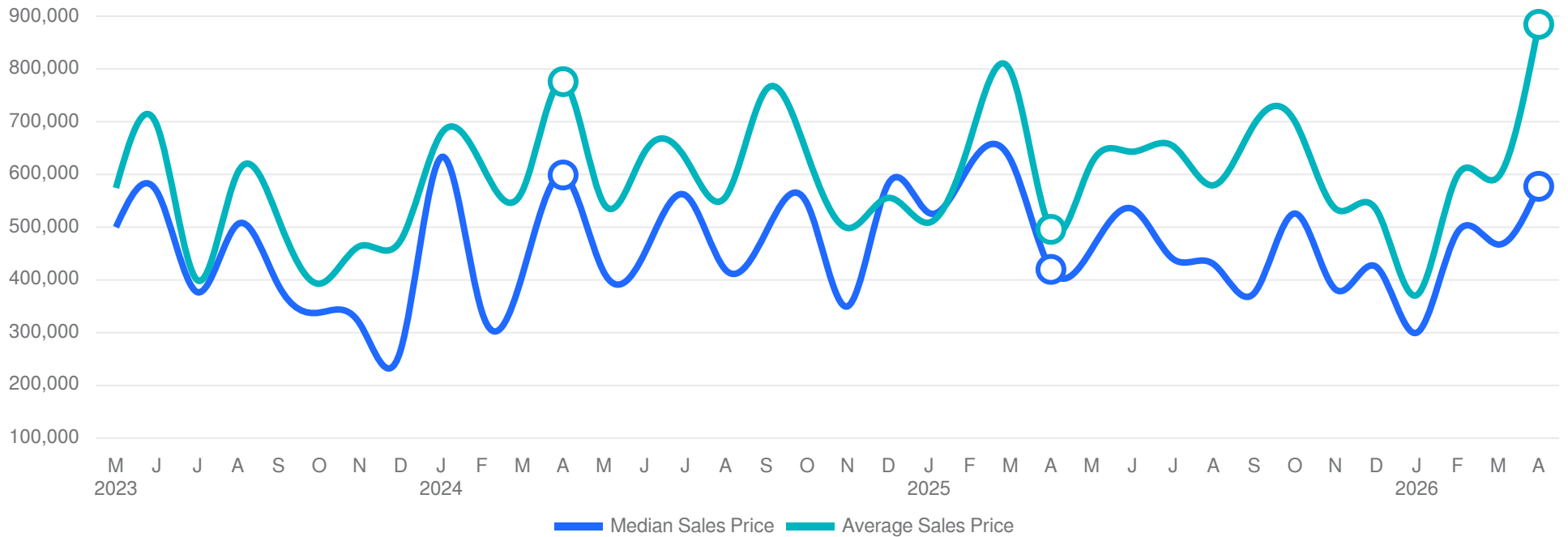
**MLS Area: Chi - Lincoln Square**

Price Range: \$0 - \$999,999,999

Properties: Single Family, Townhome, Condominium

## Average & Median Sales Price

The median sales price in April 2026 was \$577,500, up 23.60% from \$467,250 from the previous month and 37.50% higher than \$420,000 from April 2025. The April 2026 median sales price was at a mid level compared to April 2025 and 2024. The average sales price in April 2026 was \$884,604, up 48.67% from \$595,017 from the previous month and 78.38% higher than \$495,904 from April 2025. The April 2026 average sale price was at its highest level compared to April 2025 and 2024.



Based on information from Midwest Real Estate Data LLC for the period 05/01/2023 through 4/30/2026. Source data is deemed reliable but not guaranteed. Real estate agents affiliated with Coldwell Banker Realty are independent contractor sales associates, not employees. ©2026 Coldwell Banker. All Rights Reserved. Coldwell Banker and the Coldwell Banker logos are trademarks of Coldwell Banker Real Estate LLC. The Coldwell Banker® System is comprised of company owned offices which are owned by a subsidiary of Realogy Brokerage Group LLC and franchised offices which are independently owned and operated. The Coldwell Banker System fully supports the principles of the Fair Housing Act and the Equal Opportunity Act.



**Christina DelGreco**  
Broker

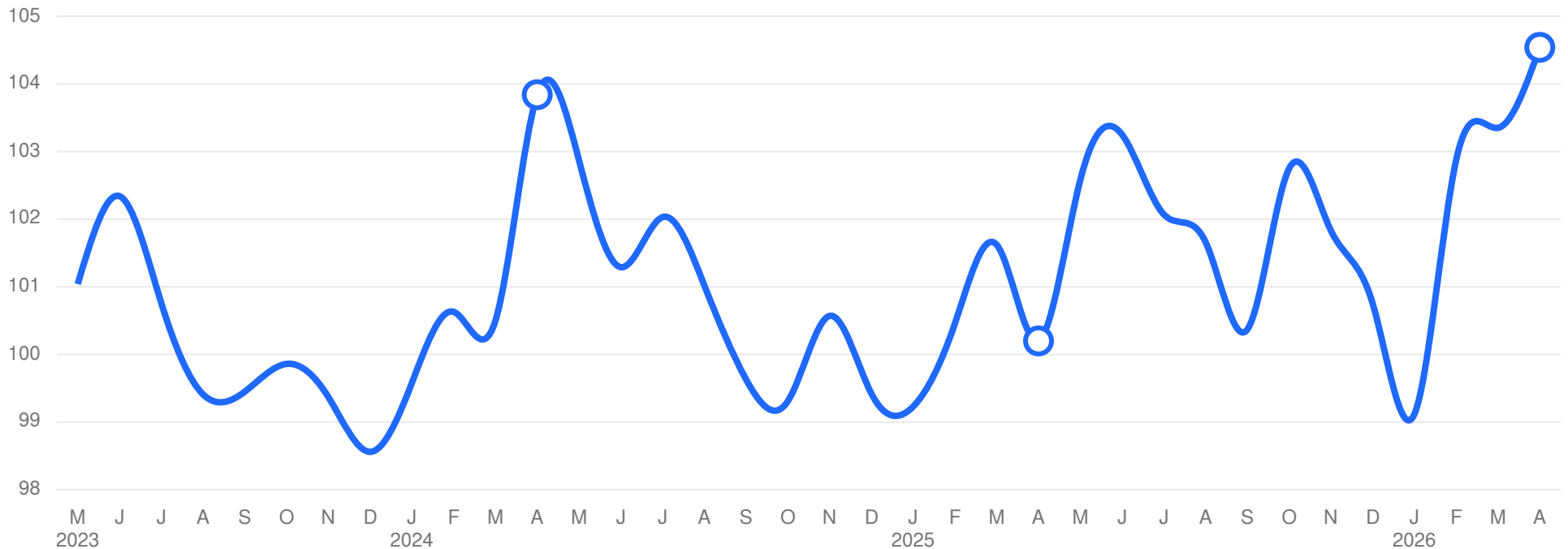
M: 773-230-0002  
Lic#: 475.145724

christina.delgreco@cbexchange.com  
<https://thedelgreco team.com>

**MIs Area: Chi - Lincoln Square**  
Price Range: \$0 - \$999,999,999  
Properties: Single Family, Townhome, Condominium

## Sales Price / List Price Ratio

The sales price/list price ratio is the average sale price divided by the average list price for sold properties expressed as a percentage. If it is above 100%, homes are selling for more than the list price. If it is less than 100%, homes are selling for less than the list price. The April 2026 sales price/list price ratio was 104.54%, up from 103.35% from the previous month and up from 100.2% from April 2025.



Based on information from Midwest Real Estate Data LLC for the period 05/01/2023 through 4/30/2026. Source data is deemed reliable but not guaranteed. Real estate agents affiliated with Coldwell Banker Realty are independent contractor sales associates, not employees. ©2026 Coldwell Banker. All Rights Reserved. Coldwell Banker and the Coldwell Banker logos are trademarks of Coldwell Banker Real Estate LLC. The Coldwell Banker® System is comprised of company owned offices which are owned by a subsidiary of Realogy Brokerage Group LLC and franchised offices which are independently owned and operated. The Coldwell Banker System fully supports the principles of the Fair Housing Act and the Equal Opportunity Act.



**Christina DelGreco**  
Broker

M: 773-230-0002  
Lic#: 475.145724

christina.delgreco@cbexchange.com  
<https://thedelgreco.com>

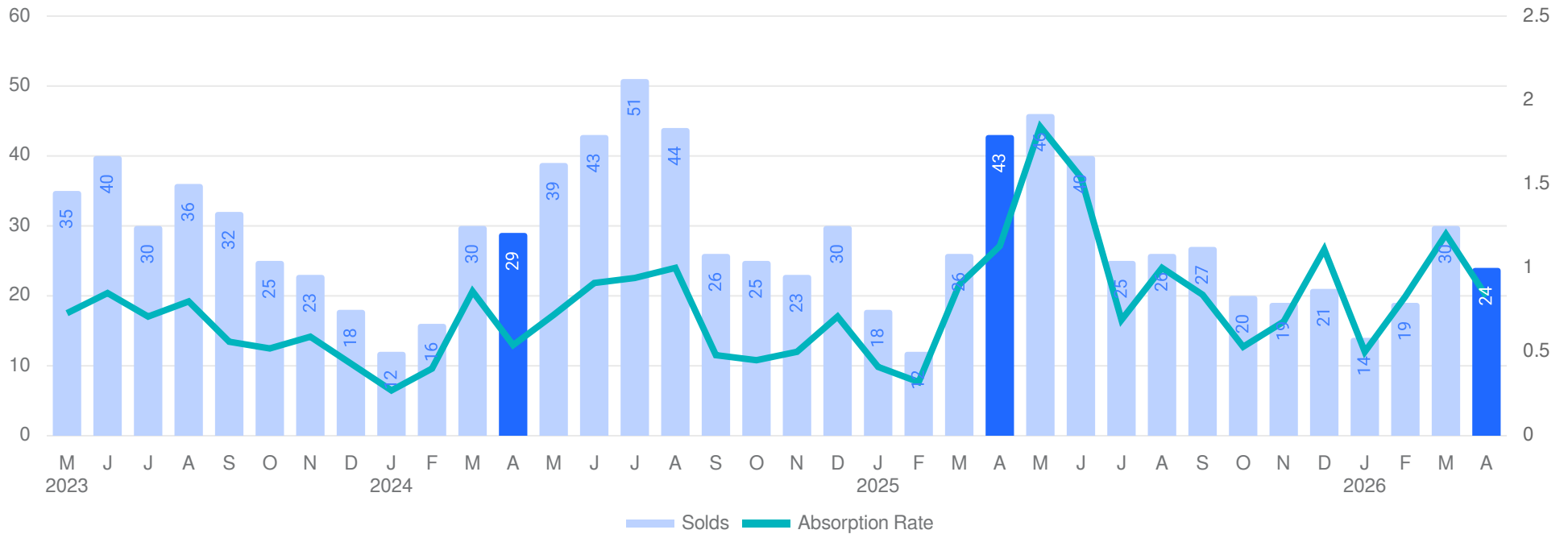
**MLS Area: Chi - Lincoln Square**

Price Range: \$0 - \$999,999,999

Properties: Single Family, Townhome, Condominium

## Number of Properties Sold & Absorption Rate

The number of properties sold in April 2026 was 24, down -20.0% from 30 from the previous month and -44.19% lower than 43 from April 2025. The April 2026 sales were at its lowest level compared to April 2025 and 2024. Absorption rate is the avg number of sales per month divided by the total number of available properties.



Based on information from Midwest Real Estate Data LLC for the period 05/01/2023 through 4/30/2026. Source data is deemed reliable but not guaranteed. Real estate agents affiliated with Coldwell Banker Realty are independent contractor sales associates, not employees. ©2026 Coldwell Banker. All Rights Reserved. Coldwell Banker and the Coldwell Banker logos are trademarks of Coldwell Banker Real Estate LLC. The Coldwell Banker® System is comprised of company owned offices which are owned by a subsidiary of Realogy Brokerage Group LLC and franchised offices which are independently owned and operated. The Coldwell Banker System fully supports the principles of the Fair Housing Act and the Equal Opportunity Act.



**Christina DelGreco**  
Broker

M: 773-230-0002  
Lic#: 475.145724

christina.delgreco@cbexchange.com  
<https://thedelgreco.com>

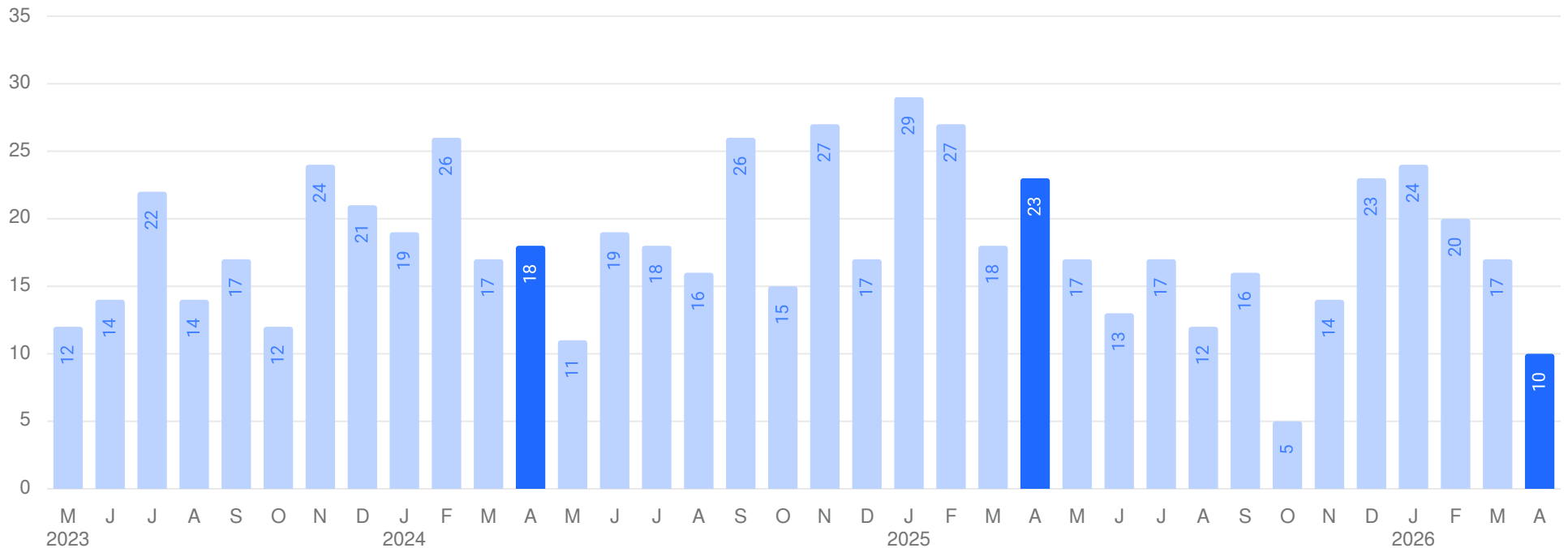
**MLS Area: Chi - Lincoln Square**

Price Range: \$0 - \$999,999,999

Properties: Single Family, Townhome, Condominium

## Average Days on Market

The average days on market (DOM) is the number of days a property is on the market before it sells. An upward trend in DOM tends to indicate a move towards a buyer's market, a downward trend tends to indicate a move towards seller's market. The DOM for April 2026 was 10 days, down -41.18% from 17 days from the previous month and -56.52% lower than 23 days from April 2025. The April 2026 DOM was at its lowest level compared with April 2025 and 2024.



Based on information from Midwest Real Estate Data LLC for the period 05/01/2023 through 4/30/2026. Source data is deemed reliable but not guaranteed. Real estate agents affiliated with Coldwell Banker Realty are independent contractor sales associates, not employees. ©2026 Coldwell Banker. All Rights Reserved. Coldwell Banker and the Coldwell Banker logos are trademarks of Coldwell Banker Real Estate LLC. The Coldwell Banker® System is comprised of company owned offices which are owned by a subsidiary of Realogy Brokerage Group LLC and franchised offices which are independently owned and operated. The Coldwell Banker System fully supports the principles of the Fair Housing Act and the Equal Opportunity Act.



**Christina DelGreco**  
Broker

M: 773-230-0002  
Lic#: 475.145724

[christina.delgreco@cbexchange.com](mailto:christina.delgreco@cbexchange.com)  
<https://thedelgreco.com>

**MI's Area: Chi - Lincoln Square**

Price Range: \$0 - \$999,999,999

Properties: Single Family, Townhome, Condominium

## Average Sales Price per Square Foot

The average sales price per square foot is a more normalized indicator for the direction of property value. The sales price per square foot in April 2026 was \$389, up 16.82% from \$333 from the previous month and 22.33% higher than \$318 from April 2025.



Based on information from Midwest Real Estate Data LLC for the period 05/01/2023 through 4/30/2026. Source data is deemed reliable but not guaranteed. Real estate agents affiliated with Coldwell Banker Realty are independent contractor sales associates, not employees. ©2026 Coldwell Banker. All Rights Reserved. Coldwell Banker and the Coldwell Banker logos are trademarks of Coldwell Banker Real Estate LLC. The Coldwell Banker® System is comprised of company owned offices which are owned by a subsidiary of Realogy Brokerage Group LLC and franchised offices which are independently owned and operated. The Coldwell Banker System fully supports the principles of the Fair Housing Act and the Equal Opportunity Act.



**Christina DelGreco**  
Broker

M: 773-230-0002  
Lic#: 475.145724

christina.delgreco@cbexchange.com  
<https://thedelgreco.com>

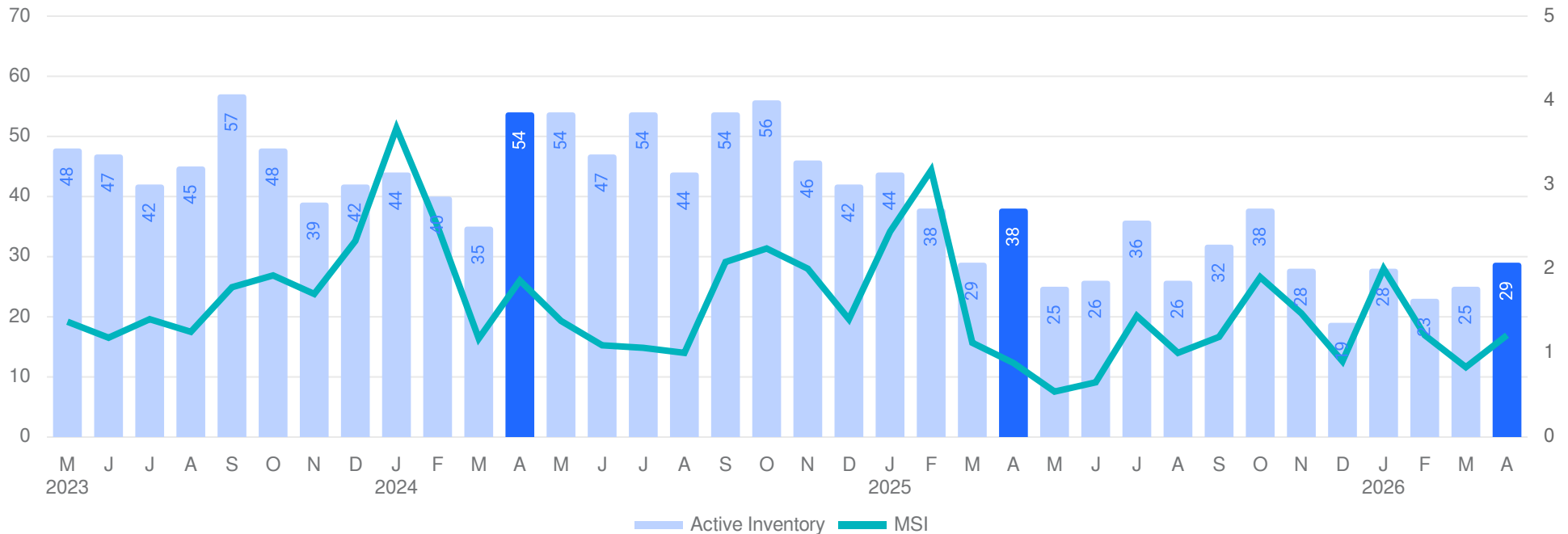
**MLS Area: Chi - Lincoln Square**

Price Range: \$0 - \$999,999,999

Properties: Single Family, Townhome, Condominium

## Inventory & MSI

The number of properties for sale in April 2026 was 29, up 16.00% from 25 from the previous month and -23.68% lower than 38 from April 2025. The April 2026 inventory was at its lowest level compared with April 2025 and 2024. A comparatively lower MSI is more beneficial for sellers while a higher MSI is better for buyers. The April 2026 MSI of 1.21 months was at a mid level compared with April 2025 and 2024.



Based on information from Midwest Real Estate Data LLC for the period 05/01/2023 through 4/30/2026. Source data is deemed reliable but not guaranteed. Real estate agents affiliated with Coldwell Banker Realty are independent contractor sales associates, not employees. ©2026 Coldwell Banker. All Rights Reserved. Coldwell Banker and the Coldwell Banker logos are trademarks of Coldwell Banker Real Estate LLC. The Coldwell Banker® System is comprised of company owned offices which are owned by a subsidiary of Realogy Brokerage Group LLC and franchised offices which are independently owned and operated. The Coldwell Banker System fully supports the principles of the Fair Housing Act and the Equal Opportunity Act.



**Christina DelGreco**  
Broker

M: 773-230-0002  
Lic#: 475.145724

[christina.delgreco@cbexchange.com](mailto:christina.delgreco@cbexchange.com)  
<https://thedelgreco team.com>

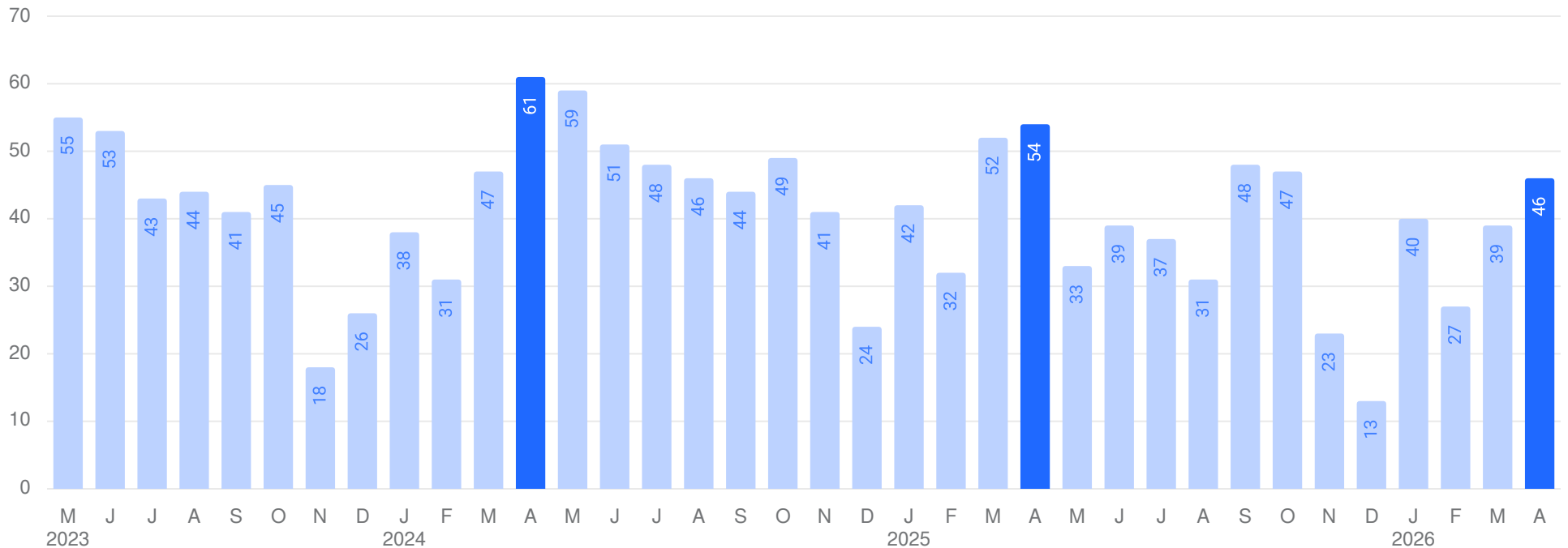
**MLS Area: Chi - Lincoln Square**

Price Range: \$0 - \$999,999,999

Properties: Single Family, Townhome, Condominium

## New Listings

The number of new listings in April 2026 was 46, up 17.95% from 39 from the previous month and -14.81% lower than 54 from April 2025. The April 2026 listings were at its lowest level compared to April 2025 and 2024.



Based on information from Midwest Real Estate Data LLC for the period 05/01/2023 through 4/30/2026. Source data is deemed reliable but not guaranteed. Real estate agents affiliated with Coldwell Banker Realty are independent contractor sales associates, not employees. ©2026 Coldwell Banker. All Rights Reserved. Coldwell Banker and the Coldwell Banker logos are trademarks of Coldwell Banker Real Estate LLC. The Coldwell Banker® System is comprised of company owned offices which are owned by a subsidiary of Realogy Brokerage Group LLC and franchised offices which are independently owned and operated. The Coldwell Banker System fully supports the principles of the Fair Housing Act and the Equal Opportunity Act.